

**TABLE OF CONTENTS**

|  |          |                              |                              |          |
|--|----------|------------------------------|------------------------------|----------|
|  | <b>A</b> |                              |                              | <b>M</b> |
| ANSI Standards.....  |          | 2                            | Mortar Box.....              | 11       |
|  | <b>B</b> |                              |                              | <b>P</b> |
| Bearing at Top.....  |          | 12                           | Painted Cover Channels.....  | 6        |
| Bearing Replacement Kit.....                               |          | 13                           | Polished Cover Channels..... | 6        |
|  | <b>C</b> |                              |                              | <b>Q</b> |
| Cancellation Notification .....                            |          | 2                            | Quick Connect.....           | 9        |
| Center Punches .....                                       |          | 13                           | Quick Ship.....              | 2        |
| Concealed Electric Hinges with Lead Wire.....              |          | 7-10                         |                              | <b>R</b> |
| Concealed Electric Monitoring (EMN).....                   |          | 7-10                         | Replacement Moldings .....   | 11       |
| Concealed Electric Through-Wire (ETW).....                 |          | 7-10                         |                              | <b>S</b> |
| Concealed Electric Through-Wire - Removable (RETW) .....   |          | 7-10                         | Shim Stock.....              | 14       |
| Concealed Electric Through-Wire and Monitoring (ETM) ..... |          | 7-10                         | Shipping Cartons .....       | 14       |
| Custom Hole Pattern .....                                  |          | 12                           | Short Hinges.....            | 12       |
|  | <b>D</b> |                              | Special Anodizing .....      | 6        |
| Dutch Door Prep.....                                       |          | 13                           | Special Cover Channels.....  | 5        |
|  | <b>E</b> |                              | Special Finished Hinges..... | 6        |
| Electric Power Transfer Preparation (EPT).....             |          | 9                            | Special Holes .....          | 6        |
| Electrical Modifications .....                             |          | 7-10                         | Special Lengths .....        | 3        |
| Exposed Electric Contacts (E).....                         |          | 7-10                         | Special Products.....        | 3        |
| Exposed Electric Switches (EIS).....                       |          | 7-10                         | Standard Finishes.....       | 3        |
| Extra Long Hinges.....                                     |          | 12                           | Standard Lengths.....        | 3        |
| Power Transfer Preparation .....                           |          | 9                            |                              | <b>T</b> |
|  | <b>F</b> |                              | Tamper Resistant Hinge.....  | 13       |
| Fasteners.....   |          | 14                           | Template Hinges.....         | 3        |
| Field Modifications.....                                   |          | 3                            |                              |          |
| Fire Ratings .....   |          | 4                            |                              |          |
|  | <b>H</b> |                              |                              |          |
| <b>Hinges</b>  |          |                              |                              |          |
| Concealed.....   |          | 15, 16, 18-22, 23, 25-26, 28 |                              |          |
| Full Surface.....  |          | 15, 18, 22-24, 27            |                              |          |
| Half Surface .....   |          | 15-18, 22, 24, 27            |                              |          |
| Hospital Tip.....  |          | 12                           |                              |          |
| How To Order .....   |          | 2                            |                              |          |
|  | <b>L</b> |                              |                              |          |
| Lead Times .....   |          | 2                            |                              |          |
| Length Specifications.....                                 |          | 3                            |                              |          |



# Roton Continuous Hinges

## HOW TO ORDER:

**Example:** 780-112HDFFUL 119" CLR 1 PK

**Stock Number:** 184038

**Item Number:** YS 1121190CLR000001 Rev. S

**780**

ROTON  
ALUMINUM  
CONTINUOUS  
GEARED  
HINGE

**112HD**

ITEM#

**119"**

LENGTH

**CLR**

FINISH

**1 PK**

STANDARD  
SINGLE  
PACK

## INTRODUCTION

Hager Roton hinges are unique, aluminum geared hinges developed to outperform most other entrance components because the weight of the door is distributed along the full length of the door frame.

Roton continuous hinges have been utilized in hospitals, schools, hotels, offices, airports, stadiums, storefronts, and commercial and industrial buildings in new construction and retrofit applications for over 30 years.

Hager Roton continuous geared hinges are designed for superior performance. Because of this, we offer our lifetime warranty with confidence.

## ANSI Standards

- 780 Series Roton continuous geared hinges are approved per ANSI A156.26 Grade 1 for 150 lb. doors
- 780 Series Roton heavy duty hinges are approved per ANSI A156.26 Grade 1 for 300 lb. doors
- 780-111, 780-112, 780-124HD, 780-224, 780-226 standard duty and heavy duty Roton continuous geared hinges are Warnock-Hersey certified in accordance with ANSI A250.13 2003 Standard Severe Windstorm Resistant Components.



## Lead Times

Stock items will typically ship in five working days or less from the order entry date. Made-to-order items will typically ship in 15 working days depending on seasonal volume and order complexity. Special orders including industrials, special machining, and large quantities may need to be scheduled. The anticipated ship date will be included with each order acknowledgement. Please contact Customer Service if product availability is in question.

## Quick Ship

Products denoted with **red and bold** pricing are available to order through the Quick Ship program and ship within 24 hours. When ordering these products please visit [www.hagerco.com](http://www.hagerco.com) and log in to MyHager to access the 'Quick Ship' portal. Due to the promptness of the fulfillment process, Quick Ship orders are non-cancellable.

## Cancellation Notification

Cancellation for made to order items must be completed within 48 hours of order placement.



### Standard Lengths

Roton hinges are listed and priced as actual lengths 79" (6'8" opening), 83" (7'0" opening), 85" (7'2" opening), 95" (8'0" opening), and 119" (10'0" opening) for convenience in application to nominal sized doors. Actual length provides for threshold clearance, head clearance and door height allowances for carpeting. Other lengths may be ordered as non-standard items.

### Special Lengths

Should a non-standard length be required, please price as the next standard length. (For example, if 86" length is required, use 95" list price.)

### Length Specifications

If special lengths to match the actual net door heights are required, please indicate this clearly on your order. A special length should be specified from the net door height, not the nominal height of the opening. To order specify: "Actual Length", or "Net Door Height". Use pricing for the next longer standard length from which the special length can be manufactured. For example, hinges 86-3/4" long will be invoiced at the 95" price.

### Field Modifications

While Roton hinges can be cut in the field, any product modifications may void all warranties. Should in-the-field modifications be required, cut only from bottom of hinge. Do not cut through bearings or screw holes. When cutting electric hinges it is extremely important to clamp both hinge leaves securely to prevent hinge "chatter" which can damage the hinge's internal wiring. Consult the St. Louis sales office before proceeding.

### Template Hinges

Hager has developed templated hole patterns for Roton hinge models in standard lengths. Drawings are available upon request by contacting Hager Customer Service or accessing the Hager website at [www.hagerco.com](http://www.hagerco.com).

Due to normal variances inherent in the manufacturing process, Roton custom length hinges are deemed by Hager to be non-templated.

### Standard Finishes

Roton hinges are available in clear anodized satin aluminum (similar to US28), dark bronze and black exterior anodized coating.

### Special Products

A special product is any product not listed in the price book in regard to length, finish, standard hole preparation or leaf combinations not illustrated. Orders for special products are encouraged, but any changes or cancellations on special orders may result in charges related to work performed and/or material loss. Under no circumstance will non-stock or make-to-order products be accepted for return unless due to Hager error.



# Roton Continuous Hinges

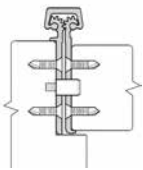
## FIRE RATINGS - UNDERWRITERS LABORATORY FIRE RATING FILE #A14627



780 Series Roton continuous geared hinges with stainless steel studs are approved for use on 4'x10' metal or wood swing type doors. 780 Series Roton continuous geared hinges without stainless steel studs are approved for use on 4'x8' single swing metal doors and 4'x10' single swing wood doors used without stainless steel studs limited to 20 minute fire rating without hose stream.

- Hollow metal, tin-clad, sheet-metal and steel covered composite type rated up to and including 3 hours
- Wood composite doors rated up to and including 1-1/2 hours
- Wood core doors rated up to 20 minutes without hose stream, non-studded
- 780 Series Roton Continuous Geared Hinges meet requirements for positive pressure UL10C, UL10B and UBC7-2 Part 1

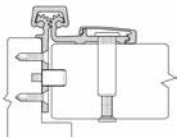
| UL10C Fire Rated Roton   | Fully Concealed                          | Full Surface | Half Surface | NOTES:<br>1. All Roton hinges will be marked with UL stamp if they are fire-rated.<br>2. Several hinge models cannot be fire-rated. Check each profile.<br>3. Models that require studs have an extra charge. Four studs are required for UL stud hinges. Add to the hinge list price before applying buying group discount - add <b>\$56.80.</b> |
|--|--|--------------|--------------|---|
| 20 Minute Fire Rated Wood Core Door x Fire Rated Hollow Metal Frame      | UL — <b>FF STANDARD</b>                  |              |              |   |
| 20 Minute Fire Rated Metal Door x Fire Rated Hollow Metal Frame          | UL — <b>FF STANDARD</b>                  |              |              |   |
| 30 Minute Fire Rated Wood Composite Door x Fire Rated Hollow Metal Frame | UL — <b>FF STANDARD</b>                  |              |              |   |
| 30 Minute Fire Rated Metal Door x Fire Rated Hollow Metal Frame          | UL — <b>FF STANDARD</b>                  |              |              |   |
| 45 Minute Fire Rated Wood Composite Door x Fire Rated Hollow Metal Frame | UL — <b>FF STANDARD</b>                  |              |              |   |
| 45 Minute Fire Rated Metal Door x Fire Rated Hollow Metal Frame          | UL — <b>FF STANDARD</b>                  |              |              |   |
| 60 Minute Fire Rated Wood Door x Hollow Metal Frame                      | UL — <b>FF STANDARD</b>                  |              |              |   |
| 60 Minute Fire Rated Metal Door x Hollow Metal Frame                     | UL — <b>FF STANDARD</b>                  |              |              |   |
| 90 Minute Fire Rated Metal Door x Fire Rated Hollow Metal Frame          | UL — <b>FF STANDARD</b>                  |              |              |   |
| 90 Minute Fire Rated Wood Composite Door x Fire Rated Hollow Metal Frame | UL — <b>STUD REQUIRED * Must Specify</b> |              |              |   |
| 3 Hour Fire Rated Metal Door x Fire Rated Hollow Metal Frame             | UL — <b>STUD REQUIRED * Must Specify</b> |              |              |   |



### FULLY CONCEALED WITH STUD

#### Fully Concealed

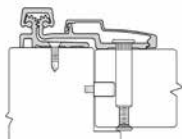
These models are concealed between the frame and the hinge edge of the door. Models available include: 780-041HD, 780-041LL, 780-111, 780-111HD, 780-111LL, 780-112, 780-112HD, 780-112LL, 780-124HD, 780-124LL, 780-224, 780-224HD, 780-224LL, 780-226, 780-226HD, 780-226LL, and 780-235HD.



### HALF SURFACE WITH STUD

#### Half Surface

These models have the frame leaf concealed between the frame and the edge of the door. The door leaf is mounted to the door with thru-bolts or screws. Models available include: 780-045HD, 780-046HD, 780-053, 780-053HD, 780-054HD, and 780-211HD.



### FULL SURFACE WITH STUD

#### Full Surface

These models have the frame leaf mounted to the face of the frame and the face of the door. The door leaf is mounted to the face of the door with thru-bolts. Models available include: 780-057HD, 780-157, 780-157HD, 780-210, 780-210HD, and 780-257HD.



**MODIFICATIONS & ADDITIONS**

**Special Cover Channels**

Rounded back cover channels may be ordered. Availability for hinges with electrical modifications vary.

Please consult the St. Louis sales office for confirmation. Add to the hinge list price before applying buying group discount:

Round Back Cover Channels

*Clear Anodized*

79", 83", 85"     **\$25.40**

95"     **\$31.50**

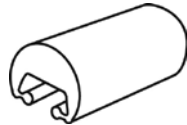
119"     **\$40.55**

*Bronze Anodized*

79", 83", 85"     **\$50.70**

95"     **\$56.75**

119"     **\$64.90**



**Round Back**

Note: Special cover channels available in clear, dark bronze and black finish.

| <b>Roton Cover Channel Compatibility</b> |           |            |
|--|-----------|------------|
| Hinge Model                              | Flat FBCC | Round RBCC |
| 750-134                                  | •         | •          |
| 750-138                                  | •         | •          |
| 780-041                                  | •         | •          |
| 780-045                                  | •         | •          |
| 780-046                                  | •         | •          |
| 780-053                                  | •         | •          |
| 780-054                                  | •         | •          |
| 780-057                                  | •         | •          |
| 780-110                                  | •         | •          |
| 780-111                                  | •         | •          |
| 780-112                                  | •         | •          |
| 780-113                                  | •         | •          |
| 780-114                                  | •         | •          |
| 780-124                                  | •         | •          |
| 780-155                                  | •         | •          |
| 780-157                                  | •         |            |
| 780-208                                  | •         |            |
| 780-210                                  | •         | •          |
| 780-211                                  | •         | •          |
| 780-213                                  | •         | •          |
| 780-224                                  | •         | •          |
| 780-226                                  | •         | •          |
| 780-235                                  | •         | •          |
| 780-257                                  | •         |            |
| 780-259                                  | •         | •          |
| 780-300                                  | •         |            |



## Roton Continuous Hinges

---

### MODIFICATIONS & ADDITIONS

### ADDITION TO LIST PRICE

#### Bone White Painted Cover Channels

For hinges 79", 83" and 85" in length

**\$60.90**

For hinges 95" in length

**\$83.10**

For hinges 119" in length

**\$123.60**

Roton cover channels are offered in bone white as a standard stock color option. This is only available on the standard Roton cover channel and should be ordered as bone white paint # UC43350.

---

#### Polished Cover Channels

#### CLEAR

#### GOLD

For hinges 79" in length

**\$60.90**

**\$83.10**

For hinges 83" in length

**\$60.90**

**\$83.10**

For hinges 85" in length

**\$60.90**

**\$83.10**

For hinges 95" in length

**\$83.10**

**\$103.30**

For hinges 119" in length

**\$122.55**

**\$141.80**

Any hinge may be ordered with a polished clear cover channel (similar to US26) to complement clear anodized hinge leaves or a polished gold cover channel (similar to US3) to complement satin gold hinge leaves.

---

#### Special Finished Hinges

#### Price on Application

Hager Companies can supply unfinished material to selected finishers for special projects that require unusual colors, but will require that final assembly be complete by Hager Companies. Because of special non-removable metal coatings applied to all hinges during assembly, users are cautioned against attempting to refinish any Roton product.

Cannot paint 500 or 1200 series hinges.

---

#### Special Anodizing

#### Add 15% to the DBA hinges for black and gold

Roton hinges are available in various special colors including Black, Gold, and other special anodized finishes with fasteners to match. Example, specify "Black Anodized" or "Gold Anodized." All hinges ordered in special colors should be ordered at the same time to guarantee finish uniformity.

Other anodized colors by quotation only. Supply color chip for best match.

---

#### Special Holes

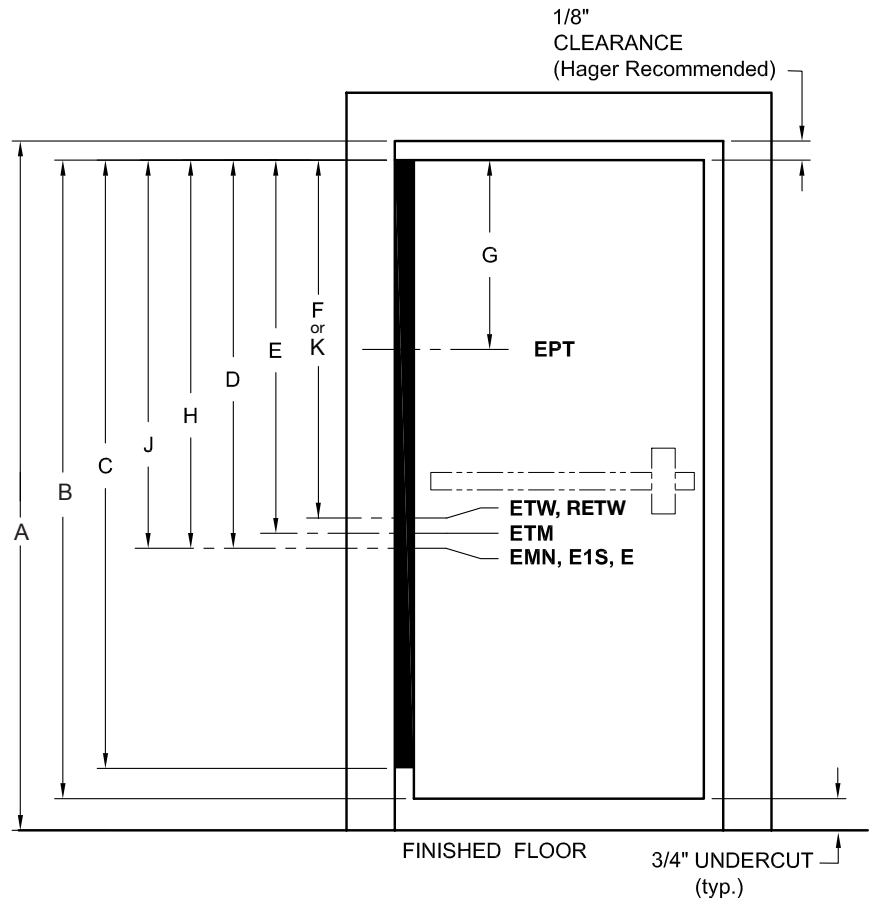
#### Price on Application

Any hinge may be ordered with special hole locations for unusual frame or door locations. Please provide specification for each leaf.



## ROTON ELECTRICAL MODIFICATIONS

- A = Opening
- B = Door height
- C = Actual hinge length
- D = C.L. of EMN (electric monitor)
- E = C.L. of ETM (electric through-wires & monitor)
- F = C.L. of ETW (electric through-wires)
- G = C.L. of EPT (electric power transfer)
- H = C.L. of E1S (exposed switch)
- J = C.L. of E (exposed contact)
- K = C.L. of RETW (removable electric through-wires)



For ease of ordering, Hager Companies has established standard locations for power transfer cutouts. All standard location dimensions are referenced from the top edge of the door to the centerline of the power transfer cutout. Please specify handing.

NOTE: These locations are for concealed hinges only.

|        | Opening | Door Height | Actual Hinge Length | EMN      | ETM       | ETW      | EPT      | E1S     | E       | RETW     |
|--------|---------|-------------|---------------------|----------|-----------|----------|----------|---------|---------|----------|
| 79 SD  | 80"     | 79-1/8"     | 79"                 | 40-3/4"  | 42-3/4"   | 40-3/4"  | 34-3/8"  | 42-1/2" | 42-1/2" | -        |
| 79 HD  | 80"     | 79-1/8"     | 79"                 | 40-3/4"  | 43-3/8"   | 40-3/4"  | 34-3/8"  | 42-1/2" | 42-1/2" | 43-3/8"  |
| 83 SD  | 84"     | 83-1/8"     | 83"                 | 45-5/16" | 44-3/4"   | 45-5/16" | 36-3/8"  | 46-1/2" | 46-1/2" | -        |
| 83 HD  | 84"     | 83-1/8"     | 83"                 | 45-5/16" | 45-3/8"   | 45-5/16" | 36-3/8"  | 46-1/2" | 46-1/2" | 45-3/8"  |
| 85 SD  | 86"     | 85-1/8"     | N/A                 | N/A      | N/A       | N/A      | N/A      | N/A     | N/A     | N/A      |
| 85 HD  | 86"     | 85-1/8"     | 85"                 | 46-5/16" | 46-3/8"   | 46-5/16" | 37-3/8"  | 48-1/2" | 48-1/2" | 46-3/8"  |
| 95 SD  | 96"     | 95-1/8"     | 95"                 | 56-3/8"  | 55-13/16" | 56-3/8"  | 47-1/2"  | 59-3/4" | 59-3/4" | -        |
| 95 HD  | 96"     | 95-1/8"     | 95"                 | 56-3/8"  | 56-1/2"   | 56-3/8"  | 47-1/2"  | 59-3/4" | 59-3/4" | 56-1/2"  |
| 119 SD | 120"    | 119-1/8"    | N/A                 | N/A      | N/A       | N/A      | N/A      | N/A     | N/A     | N/A      |
| 119 HD | 120"    | 119-1/8"    | 119"                | 81-1/4"  | 81-5/16"  | 81-1/4"  | 72-5/16" | 83-3/4" | 83-3/4" | 81-5/16" |

SD = Standard Duty

HD = Heavy Duty



## Roton Continuous Hinges

### ROTON ELECTRICAL MODIFICATIONS (CONTINUED)

|             | Von Duprin EPT 2 or EPT 10<br>Power Transfer Preparation | Exposed Electric Contacts | Exposed Electric Switches | Concealed Electric Through-Wire | Concealed Electric Monitoring | Concealed Electric Through-Wire<br>and Monitoring | Removable Electric Through-Wire |
|-------------|--|---------------------------|---------------------------|---------------------------------|-------------------------------|---|---------------------------------|
| Part Number | EPT  | E                         | E1S                       | ETW                             | EMN                           | ETM   | RETW                            |
| 780-045HD   | •  |                           |                           |                                 |                               |   |                                 |
| 780-046HD   | •  |                           |                           |                                 |                               |   |                                 |
| 780-053     | •  |                           |                           |                                 |                               |   |                                 |
| 780-053HD   | •  |                           |                           |                                 |                               |   |                                 |
| 780-054HD   | •  |                           |                           |                                 |                               |   |                                 |
| 780-110HD   |  |                           | •                         |                                 |                               |   |                                 |
| 780-057     |  |                           |                           | •                               |                               |   | •                               |
| 780-111     | •  | •                         | •                         | •                               | •                             | •   |                                 |
| 780-111HD   | •  | •                         | •                         | •                               | •                             | •   | •                               |
| 780-111LL   | •  | •                         | •                         | •                               | •                             | •   |                                 |
| 780-112     | •  | •                         | •                         | •                               | •                             | •   |                                 |
| 780-112HD   | •  | •                         | •                         | •                               | •                             | •   | •                               |
| 780-112LL   | •  | •                         | •                         | •                               | •                             | •   |                                 |
| 780-124HD   | •  | •                         | •                         | •                               | •                             | •   | •                               |
| 780-124LL   | •  | •                         | •                         | •                               | •                             | •   |                                 |
| 780-157     |  |                           |                           | •                               |                               |   | •                               |
| 780-224     | •  | •                         | •                         | •                               | •                             | •   |                                 |
| 780-224HD   | •  | •                         | •                         | •                               | •                             | •   | •                               |
| 780-224LL   | •  | •                         | •                         | •                               | •                             | •   |                                 |
| 780-226HD   | •  | •                         | •                         | •                               | •                             | •   | •                               |
| 780-226LL   | •  | •                         | •                         | •                               | •                             | •   |                                 |
| 780-235HD   |  |                           |                           | •                               |                               |   |                                 |
| 1200-600    | •  |                           |                           | •                               |                               |   |                                 |
| 1200-650    | •  |                           |                           | •                               |                               |   |                                 |





**MODIFICATIONS & ADDITIONS**

**ADDITION TO LIST PRICE**

**Quick Connect**

**\$45.60**

Available for ETM, ETW, and RETW options. Top and bottom knockouts for standard conduit fittings.

**Concealed Electric Monitoring (EMN)**

**\$268.40**

- Miniature switch is incorporated into the frame leaf.
- Specify handing and the dimension from the top edge of the door to the centerline of the electric monitoring location.
- Special Electric Modifications and EPT locations may require additional charges if screw holes have to be moved.
- Templates regarding location of monitoring switch available upon request.

**Concealed Electric Through-Wire and Monitoring (ETM)**

- Electric Preparation

|        |                 |
|--------|-----------------|
| ETM-4  | <b>\$535.70</b> |
| ETM-6  | <b>\$584.40</b> |
| ETM-8  | <b>\$621.80</b> |
| ETM-10 | <b>\$662.25</b> |

- All ETM have 28-Gauge continuous conductors.
- This combines the continuous electric conductors and the miniature switch to provide both power transfer and monitoring.
- Miniature switch is incorporated into the frame leaf.
- Specify handing and the dimension from the top edge of the door to the centerline of each electric modification location.
- Templates regarding location of monitoring switch available upon request.

**Concealed Electric Through-Wire (ETW)**

- Electric Preparation

|        |                 |
|--------|-----------------|
| ETW-4  | <b>\$268.40</b> |
| ETW-6  | <b>\$311.95</b> |
| ETW-8  | <b>\$349.40</b> |
| ETW-10 | <b>\$398.00</b> |
| ETW-12 | <b>\$445.40</b> |

- All ETW have 28-Gauge continuous conductors.
- 12" per side required as a suffix.
- Cut out for prep - 1/2" drilled hole.
- Transfers power discreetly from building to door hardware.
- Specify handing and the dimension from the top edge of the door to the centerline of the electric through-wire location.
- Special electric modifications and EPT locations may require additional charges if screw holes have to be moved. Contact Hager Customer Service for charges.
- Templates regarding location of through-wires available upon request.

**Available on the following Roton Concealed profiles:**

- |             |             |             |             |              |
|-------------|-------------|-------------|-------------|--------------|
| • 780-057HD | • 780-112HD | • 780-157HD | • 780-226HD | • 1200-600HD |
| • 780-111HD | • 780-124HD | • 780-224HD | • 780-235HD | • 1200-650HD |

**Power Transfer or Electric Power Transfer Preparation (EPT)**

|                |                 |
|----------------|-----------------|
| Concealed Leaf | <b>\$104.40</b> |
| Half Surface   | <b>\$62.90</b>  |

- Hinge leaf cutout to accommodate power transfer device.
- Specify handing and the dimension from the top edge of the door to the **centerline** of the power transfer location.
- Special Electric Modifications and EPT locations may require additional charges if screw holes have to be moved.



# Roton Continuous Hinges

## MODIFICATIONS & ADDITIONS

## ADDITION TO LIST PRICE

### Lead Wire for Concealed Electric Hinges

#### Electric Preparation

|               | Per Foot       |
|---------------|----------------|
| 4-wire hinge  | <b>\$9.25</b>  |
| 6-wire hinge  | <b>\$13.50</b> |
| 8-wire hinge  | <b>\$16.80</b> |
| 10-wire hinge | <b>\$19.05</b> |

- Standard wire leads are 12" per side
- Additional wire leads are available

---

### Exposed Electric Switches (E1S) **\$93.80**

- Miniature push button switch incorporated in hinge frame leaf to monitor position of the door.
- Three 12" wire leads.
- Each monitoring hinge only needs one E1S Switch.
- Specify handing and the dimension from the top edge of the door to the centerline of the electric switch location.
- Templates regarding location of contact switch available upon request.

---

### Exposed Electric Contacts (E) **\$93.80**

- Transfers power to door in closed position.
- Must have at least two (2) contacts to transfer power.
- Specify handing and the dimension from the top edge of the door to the centerline of the electric contact location.
- Templates regarding location of contacts available upon request.

---

### Removable Electric Through-Wire (RETW) Twelve Wire **\$651.45**

#### Removable 12 Wire Module Only **\$265.65**

| Component  | Finish      |
|------------|-------------|
| 7-102-1870 | Clear       |
| 7-112-1872 | Dark Bronze |
| 7-112-1876 | Gold        |
| 7-112-1881 | Black       |

---

### Removable Electric Through-Wire (RETW) Ten Wire **\$552.10**

#### Removable 10 Wire Module Only **\$214.90**

| Component  | Finish      |
|------------|-------------|
| 7-102-1860 | Clear       |
| 7-112-1870 | Dark Bronze |
| 7-112-1875 | Gold        |
| 7-112-1880 | Black       |



### Available on heavy duty concealed profiles:

- 780-057HD    • 780-112HD    • 780-157HD    • 780-226HD
- 780-111HD    • 780-124HD    • 780-224HD

- Transfers power discreetly from building to door hardware.
- Removable ETW module can be easily removed for adjustment for service.
- Templates regarding location of monitoring switch available upon request.
- Specify handing and the dimension from the top edge of the door to the centerline of the electric through-wire location.

**MODIFICATIONS & ADDITIONS**

**Mortar Box - 430**

**\$45.55**

- Serves as a mortar shield.
- Overall dimensions: 9" (229 mm) length with tabs, 7" (178 mm) inside, 1-3/4" x 1-3/4" (45 mm x 45 mm) inside dimension.
- Galvanized steel 0.040" (1 mm)

**Replacement Molding  
780-052M**

*Hinge Lengths*

79", 83", 85"  
95"  
119"

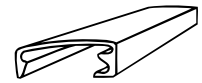
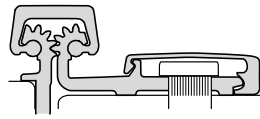
*Clear Anodized*

**\$38.60**  
**\$44.60**  
**\$53.25**

*Dark Bronze Anodized*

**\$44.60**  
**\$53.25**  
**\$61.80**

Replacement door leaf molding for: 780-053, 780-053HD, 780-054HD, 780-155HD, 780-057HD, 780-157, 780-157HD, 780-257HD, and 780-259HD.



**Replacement Molding  
780-210M**

*Hinge Lengths*

79", 83", 85"  
95"  
119"

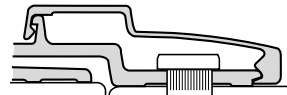
*Clear Anodized*

**\$40.60**  
**\$50.20**  
**\$58.80**

*Dark Bronze Anodized*

**\$50.20**  
**\$58.80**  
**\$66.45**

Replacement door leaf molding for: 780-210, 780-210HD, 780-211, 780-211HD, 780-213HD, 780-045HD, and 780-046HD.



**Replacement Molding  
780-247M**

*Hinge Lengths*

79", 83", 85"  
95"  
119"

*Clear Anodized*


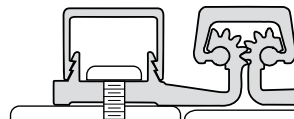
**\$34.50**  
**\$40.60**  
**\$50.20**

*Dark Bronze Anodized*

**\$40.60**  
**\$50.20**  
**\$58.80**

Replacement frame leaf molding  
780-157, 780-157HD, 780-257HD

Note: Replacement moldings for 780-052M and 780-210M are shipped in stock lengths for trimming in the field and furnished with Allen head set screw and wrench.



# Roton Continuous Hinges

## MODIFICATIONS & ADDITIONS

## ADDITION TO LIST PRICE

### Short Hinges

**\$22.30**

Hinges shorter than 79" will be invoiced at the 79" price. Where two or more short hinges can be obtained from a standard length, pricing is based on the number of standard lengths utilized plus an assembly charge for each hinge.

### Extra Long Hinges

**\$97.50**

Hinges over 119" are manufactured as two separate lengths with a staggered joint for on-site connection. Hinge segments are taken from standard sizes for best economics in relation to the quantity required. Handing specifications are required to position the cuts inconspicuously and to finish symmetrical pairs in double door applications.

### Custom Hole Pattern

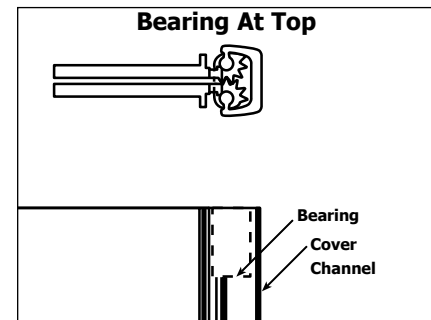
**Price on Application**

Any hinge may be ordered with special hole locations for unusual frame or door conditions. Please provide specifications for each leaf.

### Bearing At Top

**\$41.50**

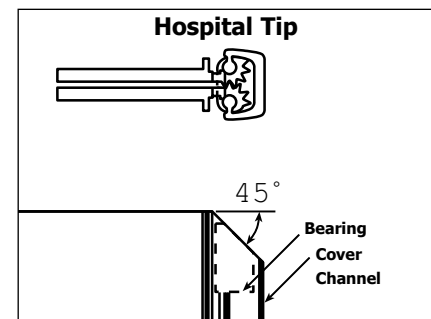
This application allows for the bearing to be set at the very top of the cover channel. The cover channel is flush with the top of the geared hinge, preventing any obstructions or debris from being inserted in the top of the channel.



### Hospital Tip

**\$122.50**

Concealed models only can be prepared with a cover channel tapered at 45° angle at the top of the hinge. These are ideal for use in hospitals and correctional facilities to help provide a clean and safe environment.



**MODIFICATIONS & ADDITIONS**

**ADDITION TO LIST PRICE**

**Tamper Resistant Hinge**

**\$143.80**

This application is intended for use in hospital psychiatric areas and places of high security. The hinge is **prepared with a hospital tip** (concealed models only) and every other bearing is supplied with a set screw to lock against the inside of the cover channel for additional security. Torx screws available at additional charge (see page 14).

**Dutch Door Prep**

**\$85.15**

Furnished as continuous frame leaf, whole door leaf is cut to fit dutch door specified length.

**Bearing Replacement Kit**

**Part Numbers**

**Clear and Dark Bronze**

Standard Duty for 780 Series

7-070-0121

**\$43.65**

Heavy Duty for 780 Series

7-070-0122

**\$83.10**

Extra Heavy Duty for 1200 Series

7-070-0123

**\$165.15**


**Center Punches**

**Part Numbers**

**\$9.25**

Self-Centering center punches are available for #12 countersunk screws supplied. To make sure screw heads seat properly, accurate center punching is required.

7-070-0031



## Roton Continuous Hinges

---

### MODIFICATIONS & ADDITIONS

### ADDITION TO LIST PRICE

#### Shim Stock

1/16" x 1-1/2" Wide x 7' Long

**\$32.00 each**

1/8" x 1-1/2" Wide x 7' Long

**\$44.60 each**

Larger sizes available

**Price on application**

For clearance between the door and frame which may be excessive, a continuous shim is helpful (applied behind the frame leaf only). Anodized aluminum extrusions are supplied with no holes.

---

#### Shipping Carton

**\$22.30 each**

Extra shipping cartons are available for reshipping hinges in quantities of 2 or less.

---

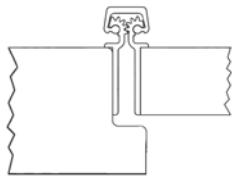
#### Fasteners

All hinges are shipped with appropriate fasteners for metal doors and frames except where noted. **If wood screws are required, please specify on order, and wood screws will be substituted at no extra charge.** Bulk screws are packed separately.

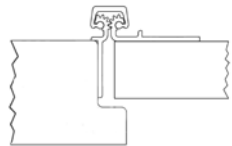
| Description   | Part Numbers |             |                            |
|---|--------------|-------------|----------------------------|
|   | Clear        | Dark Bronze |                            |
| #12 x 1-1/2" Flat Head Wood Screw                               | 7-080-0050   | 7-080-0051  | <b>\$247.30/box of 500</b> |
| #12-24 x 11/16" Self-Drilling Flat Head Screw                   | 7-080-0070   | 7-080-0072  | <b>\$221.10/box of 500</b> |
| #12-24 x 1/2" Spanner Head Machine Screw                        |              |             | <b>\$2.00 each</b>         |
| #12-24 x 11/16" Drill Quick Torx Screw                          |              |             | <b>\$2.00 each</b>         |
| #12-24 x 13/32" Self-Threading Screw (Clear or Bronze)          |              |             | <b>\$0.80 each</b>         |
| #12-24 x 11/16" Self-Drilling Flat Head Screw (Clear or Bronze) |              |             | <b>\$1.10 each</b>         |
| #12-24 x 11/16" Self-Drilling Pan Head Screw (Clear)            |              |             | <b>\$1.10 each</b>         |
| #12 x 1-1/2" Flat Head Wood Screw (Clear or Bronze)             |              |             | <b>\$1.10 each</b>         |
| #12 - 14 x 1-1/2" Wood Torx Screw                               |              |             | <b>\$1.95 each</b>         |
| Sexbolts  |              |             | <b>\$2.95 each</b>         |

Note: Additional fasteners may be ordered as follows (add to the hinge list price before applying buying group discount).

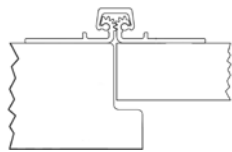
## Roton Continuous Geared Hinges



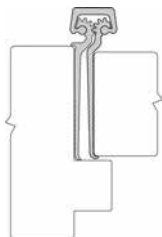
| Description  |               | Finish      | 2018 List | Stock No. | Case Qty. |
|--|---------------|-------------|-----------|-----------|-----------|
| <b>500-048</b><br>Concealed Leaf<br>With Sheet Metal Screws<br>1-1/6" Nominal Leaf Thickness | 24" (610 mm)  | Clear       | 71.70     | 068560    | 1         |
|  |               | Dark Bronze | 95.50     | 068046    |           |
|  | 36" (914 mm)  | Clear       | 81.20     | 068521    | 1         |
|  |               | Dark Bronze | 107.50    | 067971    |           |
|  | 48" (1219 mm) | Clear       | 95.50     | 068520    | 1         |
|  |               | Dark Bronze | 119.40    | 067970    |           |
|  | 72" (1829 mm) | Clear       | 119.40    | 068509    | 1         |
|  |               | Dark Bronze | 143.30    | 067969    |           |



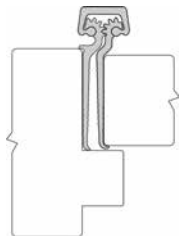
|  |               |             |        |        |   |
|--|---------------|-------------|--------|--------|---|
| <b>500-200</b><br>Half Surface<br>With Sheet Metal Screws<br>1-1/6" Nominal Leaf Thickness | 24" (610 mm)  | Clear       | 71.70  | 067967 | 1 |
|  |               | Dark Bronze | 95.50  | 067559 |   |
|  | 36" (914 mm)  | Clear       | 83.60  | 067964 | 1 |
|  |               | Dark Bronze | 107.50 | 067431 |   |
|  | 48" (1219 mm) | Clear       | 95.50  | 067961 | 1 |
|  |               | Dark Bronze | 119.40 | -      |   |
|  | 72" (1829 mm) | Clear       | 119.40 | 067959 | 1 |
|  |               | Dark Bronze | 143.30 | 067266 |   |



|  |               |             |        |        |   |
|--|---------------|-------------|--------|--------|---|
| <b>500-220</b><br>Full Surface<br>With Sheet Metal Screws<br>1-1/6" Nominal Leaf Thickness | 24" (610 mm)  | Clear       | 71.70  | 067944 | 1 |
|  |               | Dark Bronze | 95.50  | -      |   |
|  | 36" (914 mm)  | Clear       | 83.60  | 067940 | 1 |
|  |               | Dark Bronze | 107.50 | 067009 |   |
|  | 48" (1219 mm) | Clear       | 95.50  | 067939 | 1 |
|  |               | Dark Bronze | 119.40 | 067001 |   |
|  | 72" (1829 mm) | Clear       | 119.40 | 067938 | 1 |
|  |               | Dark Bronze | 143.30 | 067000 |   |



|  |                |       |        |        |   |
|--|----------------|-------|--------|--------|---|
| <b>750-134</b><br>Concealed Leaf<br>With Half Drill Quick<br>and Half Wood Screws<br>1-3/4" Interior Wood Door | 79" (2007 mm)  | Clear | 154.50 | 194853 | 8 |
|  | 83" (2108 mm)  | Clear | 154.50 | 194855 | 8 |
|  | 85" (2159 mm)  | Clear | 154.50 | 194859 | 8 |
|  | 95" (2413 mm)  | Clear | 196.50 | 194861 | 8 |
|  | 119" (3023 mm) | Clear | 304.10 | 194863 | 6 |



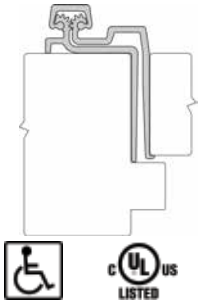
|  |                |       |        |        |   |
|--|----------------|-------|--------|--------|---|
| <b>750-138</b><br>Concealed Leaf<br>With Half Drill Quick<br>and Half Wood Screws<br>1-3/8" Interior Wood Door | 79" (2007 mm)  | Clear | 157.20 | 194890 | 8 |
|  | 83" (2108 mm)  | Clear | 157.20 | 194897 | 8 |
|  | 85" (2159 mm)  | Clear | 157.20 | 194909 | 8 |
|  | 95" (2413 mm)  | Clear | 192.30 | -      | 8 |
|  | 119" (3023 mm) | Clear | 296.60 | -      | 8 |

1. Items with the price in **bold and red** are Quick Ship items and ship in 24 hours.  
Please use stock number when ordering. 2. U/M is each unless otherwise noted.

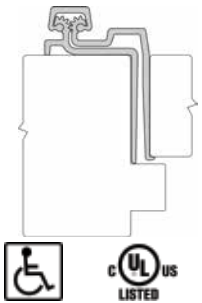
4/1/2018  
www.hagerco.com



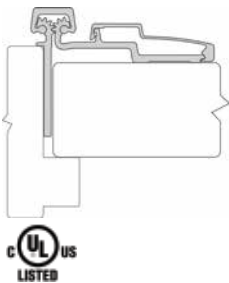
# Roton Continuous Geared Hinges



| Description  |                | Finish      | 2018 List     | Stock No. | Case Qty. |
|--|----------------|-------------|---------------|-----------|-----------|
| <b>780-041HD</b><br>Concealed Leaf<br>Heavy Duty<br>1-3/4" Door Swing Clear Action | 79" (2007 mm)  | Clear       | 362.40        | 194918    | 6         |
|  |                | Dark Bronze | 481.00        | 194919    |           |
|  |                | Black       | 533.20        | -         |           |
|  | 83" (2108 mm)  | Clear       | <b>362.40</b> | 194803    | 6         |
|  |                | Dark Bronze | 481.00        | 194920    |           |
|  |                | Black       | 533.20        | -         |           |
|  | 85" (2159 mm)  | Clear       | 362.40        | 194921    | 6         |
|  |                | Dark Bronze | 481.00        | 194923    |           |
|  |                | Black       | 533.20        | -         |           |
|  | 95" (2413 mm)  | Clear       | 449.20        | 194805    | 6         |
|  |                | Dark Bronze | 591.70        | 194924    |           |
|  |                | Black       | 680.40        | -         |           |
|  | 119" (3023 mm) | Clear       | 670.50        | 194925    | 2         |
|  |                | Dark Bronze | 881.90        | 194926    |           |
|  |                | Black       | 1,014.20      | 024432    |           |



|  |                |             |          |        |   |
|--|----------------|-------------|----------|--------|---|
| <b>780-041LL</b><br>Concealed Leaf<br>With Half Drill Quick<br>and Half Wood Screws<br>1-3/4" Door Lead Lined<br>Heavy Duty Profile Only<br>Swing Clear Action | 79" (2007 mm)  | Clear       | 376.90   | 187432 | 6 |
|  |                | Dark Bronze | 493.00   | -      |   |
|  |                | Black       | 567.00   | -      |   |
|  | 83" (2108 mm)  | Clear       | 376.90   | 194928 | 6 |
|  |                | Dark Bronze | 493.00   | -      |   |
|  |                | Black       | 567.00   | -      |   |
|  | 85" (2159 mm)  | Clear       | 376.90   | -      | 6 |
|  |                | Dark Bronze | 493.00   | -      |   |
|  |                | Black       | 567.00   | -      |   |
|  | 95" (2413 mm)  | Clear       | 461.30   | 194929 | 6 |
|  |                | Dark Bronze | 603.70   | -      |   |
|  |                | Black       | 694.30   | -      |   |
|  | 119" (3023 mm) | Clear       | 681.50   | -      | 2 |
|  |                | Dark Bronze | 894.00   | -      |   |
|  |                | Black       | 1,028.10 | -      |   |

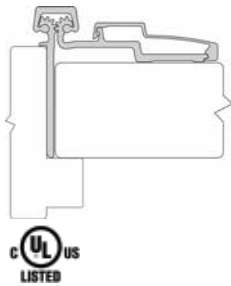


|  |                |             |          |        |   |
|--|----------------|-------------|----------|--------|---|
| <b>780-045HD</b><br>Half Surface<br>Heavy Duty | 79" (2007 mm)  | Clear       | 429.70   | 004046 | 4 |
|  |                | Dark Bronze | 574.40   | -      |   |
|  |                | Black       | 660.60   | -      |   |
|  | 83" (2108 mm)  | Clear       | 429.70   | 065575 | 4 |
|  |                | Dark Bronze | 574.40   | 152230 |   |
|  |                | Black       | 660.60   | -      |   |
|  | 85" (2159 mm)  | Clear       | 429.70   | 161260 | 4 |
|  |                | Dark Bronze | 574.40   | 165869 |   |
|  |                | Black       | 660.60   | -      |   |
|  | 95" (2413 mm)  | Clear       | 528.20   | 104689 | 4 |
|  |                | Dark Bronze | 706.50   | 168059 |   |
|  |                | Black       | 812.40   | -      |   |
|  | 119" (3023 mm) | Clear       | 786.90   | 163204 | 2 |
|  |                | Dark Bronze | 1,051.00 | 161207 |   |
|  |                | Black       | 1,028.70 | -      |   |

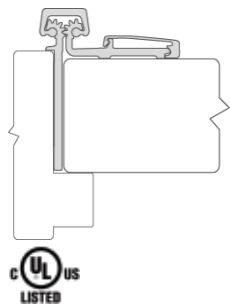
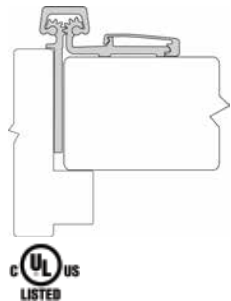
1. Items with the price in **bold and red** are Quick Ship items and ship in 24 hours.  
Please use stock number when ordering. 2. U/M is each unless otherwise noted.



## Roton Continuous Geared Hinges



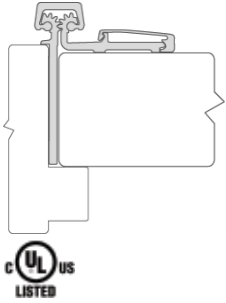
| Description                                    |               | Finish      | 2018 List     | Stock No. | Case Qty. |
|--|---------------|-------------|---------------|-----------|-----------|
| <b>780-046HD</b><br>Half Surface<br>Heavy Duty | 79" (2007 mm) | Clear       | 462.50        | 163916    | 4         |
|  |               | Dark Bronze | 606.70        | -         |           |
|  |               | Black       | 697.70        | -         |           |
|  | 83" (2108 mm) | Clear       | 462.50        | 026032    | 4         |
|  |               | Dark Bronze | 606.70        | 149561    |           |
|  |               | Black       | 697.70        | -         |           |
|  | 85" (2159 mm) | Clear       | 462.50        | 158054    | 4         |
|  |               | Dark Bronze | 606.70        | -         |           |
|  |               | Black       | 697.70        | -         |           |
| 95" (2413 mm)                                  | Clear         | 567.10      | 025211        | 4         |           |
|  | Dark Bronze   | 754.10      | 162657        |           |           |
|  | Black         | 867.20      | -             |           |           |
| 119" (3023 mm)                                 | Clear         | 847.20      | -             | 2         |           |
|  | Dark Bronze   | 1,122.70    | -             |           |           |
|  | Black         | 1,291.10    | -             |           |           |
| <b>780-053</b><br>Half Surface                 | 79" (2007 mm) | Clear       | 224.80        | 056995    | 5         |
|  |               | Dark Bronze | 309.10        | 163993    |           |
|  |               | Black       | 355.40        | -         |           |
|  | 83" (2108 mm) | Clear       | 224.80        | 001927    | 5         |
|  |               | Dark Bronze | 309.10        | 014876    |           |
|  |               | Black       | 355.40        | -         |           |
|  | 95" (2413 mm) | Clear       | 278.50        | 010247    | 5         |
|  |               | Dark Bronze | 376.70        | 009044    |           |
|  |               | Black       | 433.20        | -         |           |
| <b>780-053HD</b><br>Half Surface<br>Heavy Duty | 79" (2007 mm) | Clear       | 282.00        | 013612    | 5         |
|  |               | Dark Bronze | 353.70        | 082818    |           |
|  |               | Black       | 406.80        | -         |           |
|  | 83" (2108 mm) | Clear       | <b>282.00</b> | 194998    | 5         |
|  |               | Dark Bronze | 353.70        | 194999    |           |
|  |               | Black       | 406.80        | -         |           |
|  | 85" (2159 mm) | Clear       | 282.00        | 050663    | 5         |
|  |               | Dark Bronze | 353.70        | 132585    |           |
|  |               | Black       | 406.80        | -         |           |
|  | 95" (2413 mm) | Clear       | 349.90        | 195004    | 5         |
|  |               | Dark Bronze | 423.90        | 018393    |           |
|  |               | Black       | 487.50        | -         |           |
| 119" (3023 mm)                                 | Clear         | 535.60      | 052397        | 3         |           |
|  | Dark Bronze   | 715.00      | 093628        |           |           |
|  | Black         | 822.30      | -             |           |           |



1. Items with the price in **bold and red** are Quick Ship items and ship in 24 hours.  
Please use stock number when ordering. 2. U/M is each unless otherwise noted.



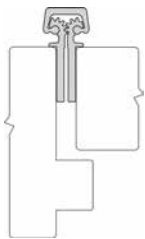
# Roton Continuous Geared Hinges



| Description                                    |                | Finish      | 2018 List     | Stock No. | Case Qty. |
|--|----------------|-------------|---------------|-----------|-----------|
| <b>780-054HD</b><br>Half Surface<br>Heavy Duty | 79" (2007 mm)  | Clear       | 308.00        | 021269    | 5         |
|  |                | Dark Bronze | 378.80        | 131605    |           |
|  |                | Black       | 435.60        | -         |           |
|  | 83" (2108 mm)  | Clear       | <b>308.00</b> | 195052    | 5         |
|  |                | Dark Bronze | 378.80        | 027437    |           |
|  |                | Black       | 435.60        | -         |           |
|  | 85" (2159 mm)  | Clear       | 308.00        | 078989    | 5         |
|  |                | Dark Bronze | 378.80        | 071971    |           |
|  |                | Black       | 435.60        | -         |           |
|  | 95" (2413 mm)  | Clear       | 380.80        | 078992    | 5         |
|  |                | Dark Bronze | 450.50        | 071970    |           |
|  |                | Black       | 518.00        | -         |           |
|  | 119" (3023 mm) | Clear       | 585.80        | 026627    | 3         |
|  |                | Dark Bronze | 756.10        | 159983    |           |
|  |                | Black       | 869.50        | -         |           |

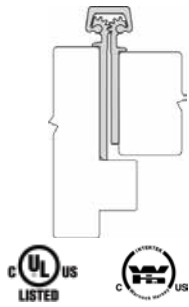


|  |                |             |               |        |   |
|--|----------------|-------------|---------------|--------|---|
| <b>780-057HD</b><br>Full Surface<br>Heavy Duty<br>Bi-Fold Applications | 79" (2007 mm)  | Clear       | 329.00        | 021238 | 5 |
|  |                | Dark Bronze | 464.60        | 017850 |   |
|  |                | Black       | 534.30        | -      |   |
|  | 83" (2108 mm)  | Clear       | <b>329.00</b> | 007856 | 5 |
|  |                | Dark Bronze | 464.60        | 025973 |   |
|  |                | Black       | 534.30        | -      |   |
|  | 85" (2159 mm)  | Clear       | 329.00        | 025846 | 5 |
|  |                | Dark Bronze | 464.60        | 174835 |   |
|  |                | Black       | 534.30        | -      |   |
|  | 95" (2413 mm)  | Clear       | 418.30        | 024478 | 5 |
|  |                | Dark Bronze | 575.20        | 094331 |   |
|  |                | Black       | 661.50        | -      |   |
|  | 119" (3023 mm) | Clear       | 623.50        | 088469 | 4 |
|  |                | Dark Bronze | 856.70        | 165568 |   |
|  |                | Black       | 985.20        | -      |   |

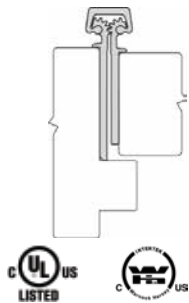


|   |                |             |        |        |   |
|---|----------------|-------------|--------|--------|---|
| <b>780-110HD</b><br>Concealed Leaf<br>Heavy Duty<br>For 1" to 1-3/8" door | 79" (2007 mm)  | Clear       | 209.20 | 009945 | 8 |
|   |                | Dark Bronze | 270.30 | 127036 |   |
|   |                | Black       | 310.80 | -      |   |
|   | 83" (2108 mm)  | Clear       | 209.20 | 009549 | 8 |
|   |                | Dark Bronze | 270.30 | 006241 |   |
|   |                | Black       | 310.80 | -      |   |
|   | 85" (2159 mm)  | Clear       | 209.20 | 044312 | 8 |
|   |                | Dark Bronze | 270.30 | 173953 |   |
|   |                | Black       | 310.80 | -      |   |
|   | 95" (2413 mm)  | Clear       | 251.40 | 100893 | 8 |
|   |                | Dark Bronze | 325.80 | 161122 |   |
|   |                | Black       | 374.70 | -      |   |
|   | 119" (3023 mm) | Clear       | 398.20 | 158984 | 7 |
|   |                | Dark Bronze | 522.90 | 169966 |   |
|   |                | Black       | 601.40 | -      |   |

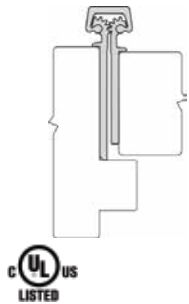
## Roton Continuous Geared Hinges



| Description                      |               | Finish      | 2018 List     | Stock No. | Case Qty. |
|----------------------------------|---------------|-------------|---------------|-----------|-----------|
| <b>780-111</b><br>Concealed Leaf | 79" (2007 mm) | Clear       | 163.40        | 194809    | 8         |
|                                  |               | Dark Bronze | 211.10        | 194810    |           |
|                                  |               | Black       | 242.75        | -         |           |
|                                  | 83" (2108 mm) | Clear       | <b>163.40</b> | 184007    | 8         |
|                                  |               | Dark Bronze | 211.10        | 184008    |           |
|                                  |               | Black       | 242.75        | -         |           |
|                                  | 95" (2413 mm) | Clear       | <b>199.10</b> | 184031    | 8         |
|                                  |               | Dark Bronze | 258.90        | 184048    |           |
|                                  |               | Black       | 297.70        | -         |           |



|  |                |             |               |        |   |
|--|----------------|-------------|---------------|--------|---|
| <b>780-111HD</b><br>Concealed Leaf<br>Heavy Duty | 79" (2007 mm)  | Clear       | 203.30        | 183917 | 8 |
|  |                | Dark Bronze | 265.50        | 194812 |   |
|  |                | Black       | 305.40        | -      |   |
|  | 83" (2108 mm)  | Clear       | <b>203.30</b> | 183924 | 8 |
|  |                | Dark Bronze | 265.50        | 183988 |   |
|  |                | Black       | 305.40        | 116592 |   |
|  | 85" (2159 mm)  | Clear       | 203.30        | 194814 | 8 |
|  |                | Dark Bronze | 265.50        | 194815 |   |
|  |                | Black       | 305.40        | -      |   |
|  | 95" (2413 mm)  | Clear       | 246.80        | 184025 | 8 |
|  |                | Dark Bronze | 319.20        | 194816 |   |
|  |                | Black       | 367.10        | 109310 |   |
|  | 119" (3023 mm) | Clear       | 394.40        | 194817 | 7 |
|  |                | Dark Bronze | 513.60        | 194819 |   |
|  |                | Black       | 590.60        | 113845 |   |

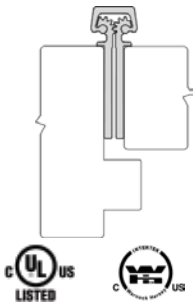


|  |                |             |        |        |   |
|--|----------------|-------------|--------|--------|---|
| <b>780-111LL</b><br>Concealed Leaf<br>With Half Drill Quick<br>and Half Wood Screws<br>Lead Lined<br>Heavy Duty Profile Only | 79" (2007 mm)  | Clear       | 220.00 | 194848 | 8 |
|  |                | Dark Bronze | 279.60 | -      |   |
|  |                | Black       | 321.60 | -      |   |
|  | 83" (2108 mm)  | Clear       | 220.00 | 195079 | 8 |
|  |                | Dark Bronze | 279.60 | 195080 |   |
|  |                | Black       | 321.60 | -      |   |
|  | 85" (2159 mm)  | Clear       | 220.00 | -      | 8 |
|  |                | Dark Bronze | 279.60 | -      |   |
|  |                | Black       | 321.60 | -      |   |
|  | 95" (2413 mm)  | Clear       | 261.50 | 195088 | 8 |
|  |                | Dark Bronze | 333.20 | 195089 |   |
|  |                | Black       | 383.20 | -      |   |
|  | 119" (3023 mm) | Clear       | 405.00 | -      | 7 |
|  |                | Dark Bronze | 528.20 | -      |   |
|  |                | Black       | 607.50 | -      |   |

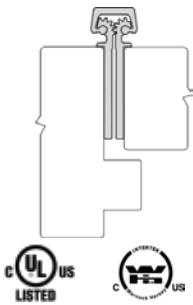
1. Items with the price in **bold and red** are Quick Ship items and ship in 24 hours.  
Please use stock number when ordering. 2. U/M is each unless otherwise noted.



# Roton Continuous Geared Hinges



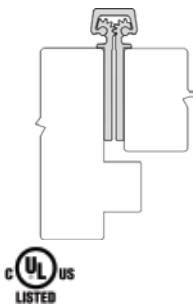
| Description   |               | Finish      | 2018 List     | Stock No. | Case Qty. |
|---|---------------|-------------|---------------|-----------|-----------|
| <b>780-112</b><br>Concealed Leaf<br>Single Pack w/ Drill Quick Screws | 79" (2007 mm) | Clear       | 137.60        | 183922    | 8         |
|   |               | Dark Bronze | 177.70        | 194822    |           |
|   |               | Black       | 204.40        | -         |           |
|   | 83" (2108 mm) | Clear       | <b>137.60</b> | 184001    | 8         |
|   |               | Dark Bronze | <b>177.70</b> | 184003    |           |
|   |               | Black       | 204.40        | -         |           |
|   | 95" (2413 mm) | Clear       | <b>168.50</b> | 184032    | 7         |
|   |               | Dark Bronze | 221.90        | 184033    |           |
|   |               | Black       | 255.20        | -         |           |



|  |               |             |        |        |   |
|--|---------------|-------------|--------|--------|---|
| <b>780-112</b><br>Concealed Leaf<br>Case Pack w/ Drill Quick Screws<br><b>Must Order Case Quantity</b> | 83" (2108 mm) | Clear       | 123.80 | 184009 | 8 |
|  |               | Dark Bronze | 160.00 | 184010 |   |
|  |               | Black       | 184.00 | -      |   |

|   |               |               |               |        |   |
|---|---------------|---------------|---------------|--------|---|
| <b>780-112HD</b><br>Concealed Leaf<br>Single Pack w/ Drill Quick Screws | 79" (2007 mm) | Clear         | <b>170.90</b> | 183881 | 8 |
|   |               | Dark Bronze   | 220.80        | 194826 |   |
|   |               | Black         | 253.90        | -      |   |
|   | 83" (2108 mm) | Clear         | <b>170.90</b> | 183926 | 8 |
|   |               | Dark Bronze   | <b>220.80</b> | 183932 |   |
|   |               | Black         | 253.90        | -      |   |
|   | 85" (2159 mm) | Clear         | <b>170.90</b> | 184011 | 8 |
|   |               | Dark Bronze   | 220.80        | 184013 |   |
|   |               | Black         | 253.90        | -      |   |
| 95" (2413 mm)   | Clear         | <b>205.90</b> | 184020        | 7      |   |
|   | Dark Bronze   | <b>271.50</b> | 184021        |        |   |
|   | Black         | 312.20        | -             |        |   |
| 119" (3023 mm)  | Clear         | <b>331.20</b> | 184038        | 7      |   |
|   | Dark Bronze   | 436.40        | 194827        |        |   |
|   | Black         | 501.90        | -             |        |   |

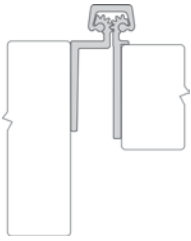
|  |               |             |        |        |   |
|--|---------------|-------------|--------|--------|---|
| <b>780-112HD</b><br>Concealed Leaf<br>Case Pack w/ Drill Quick Screws<br><b>Must Order Case Quantity</b> | 83" (2108 mm) | Clear       | 156.40 | 194828 | 8 |
|  |               | Dark Bronze | 198.80 | 194829 |   |
|  |               | Black       | 228.60 | -      |   |



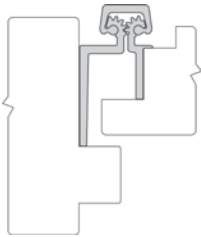
|  |               |             |               |        |   |
|--|---------------|-------------|---------------|--------|---|
| <b>780-112LL</b><br>Concealed Leaf<br>With Half Drill Quick<br>and Half Wood Screws<br>Lead Lined<br>Heavy Duty Profile Only | 79" (2007 mm) | Clear       | 188.50        | 195090 | 8 |
|  |               | Dark Bronze | 246.40        | -      |   |
|  |               | Black       | 283.40        | -      |   |
|  | 83" (2108 mm) | Clear       | <b>188.50</b> | 195091 | 8 |
|  |               | Dark Bronze | 246.40        | 195092 |   |
|  |               | Black       | 283.40        | -      |   |
|  | 85" (2159 mm) | Clear       | 188.50        | 195093 | 8 |
|  |               | Dark Bronze | 246.40        | -      |   |
|  |               | Black       | 283.40        | -      |   |
| 95" (2413 mm)  | Clear         | 229.30      | 195094        | 8      |   |
|  | Dark Bronze   | 294.00      | 195095        |        |   |
|  | Black         | 338.60      | -             |        |   |
| 119" (3023 mm)   | Clear         | 365.80      | 195096        | 7      |   |
|  | Dark Bronze   | 478.00      | -             |        |   |
|  | Black         | 549.70      | -             |        |   |

1. Items with the price in **bold and red** are Quick Ship items and ship in 24 hours.  
Please use stock number when ordering. 2. U/M is each unless otherwise noted.

## Roton Continuous Geared Hinges



| Description  | Finish        | 2018 List   | Stock No. | Case Qty. |   |
|--|---------------|-------------|-----------|-----------|---|
| <b>780-113HD</b><br>Concealed Leaf<br>Heavy Duty<br>"Safety Hinge" When Used Without<br>Frame Stop | 79" (2007 mm) | Clear       | 346.00    | 195097    | 6 |
|  |               | Dark Bronze | 465.20    | 195098    |   |
|  |               | Black       | 535.00    | -         |   |
|  | 83" (2108 mm) | Clear       | 346.00    | 195099    | 6 |
|  |               | Dark Bronze | 465.20    | 195100    |   |
|  |               | Black       | 535.00    | -         |   |
|  | 85" (2159 mm) | Clear       | 346.00    | 195101    | 6 |
|  |               | Dark Bronze | 465.20    | 195102    |   |
|  |               | Black       | 535.00    | -         |   |
| 95" (2413 mm)  | Clear         | 567.10      | 195103    | 6         |   |
|  | Dark Bronze   | 636.80      | 195104    |           |   |
|  | Black         | 732.30      | -         |           |   |
| 119" (3023 mm)   | Clear         | 703.80      | 195105    | 4         |   |
|  | Dark Bronze   | 831.90      | -         |           |   |
|  | Black         | 956.70      | -         |           |   |



|  |               |             |        |        |   |
|--|---------------|-------------|--------|--------|---|
| <b>780-114HD</b><br>Concealed Leaf<br>Heavy Duty<br>Center Hung Applications | 79" (2007 mm) | Clear       | 343.20 | 195106 | 5 |
|  |               | Dark Bronze | 454.60 | 195108 |   |
|  |               | Black       | 522.80 | -      |   |
|  | 83" (2108 mm) | Clear       | 343.20 | 195109 | 5 |
|  |               | Dark Bronze | 454.60 | 195110 |   |
|  |               | Black       | 522.80 | -      |   |
|  | 85" (2159 mm) | Clear       | 343.20 | 195111 | 5 |
|  |               | Dark Bronze | 454.60 | -      |   |
|  |               | Black       | 522.80 | -      |   |
| 95" (2413 mm)  | Clear         | 422.30      | 195112 | 5      |   |
|  | Dark Bronze   | 557.70      | 195113 |        |   |
|  | Black         | 641.40      | -      |        |   |
| 119" (3023 mm)   | Clear         | 628.80      | -      | 3      |   |
|  | Dark Bronze   | 831.20      | -      |        |   |
|  | Black         | 955.90      | -      |        |   |



|  |               |             |        |        |   |
|--|---------------|-------------|--------|--------|---|
| <b>780-124HD</b><br>Concealed Leaf<br>Heavy Duty profile only<br>Single Pack w/ Drill Quick Screws | 79" (2007 mm) | Clear       | 173.70 | 194831 | 8 |
|  |               | Dark Bronze | 226.20 | 194832 |   |
|  |               | Black       | 260.20 | -      |   |
|  | 83" (2108 mm) | Clear       | 173.70 | 183991 | 8 |
|  |               | Dark Bronze | 226.20 | 194834 |   |
|  |               | Black       | 260.20 | 140988 |   |
|  | 85" (2159 mm) | Clear       | 173.70 | 194835 | 8 |
|  |               | Dark Bronze | 226.20 | -      |   |
|  |               | Black       | 260.20 | -      |   |
| 95" (2413 mm)  | Clear         | 210.10      | 194836 | 7      |   |
|  | Dark Bronze   | 252.50      | 194837 |        |   |
|  | Black         | 290.40      | -      |        |   |
| 119" (3023 mm)   | Clear         | 341.40      | 194838 | 7      |   |
|  | Dark Bronze   | 447.40      | -      |        |   |
|  | Black         | 514.50      | -      |        |   |

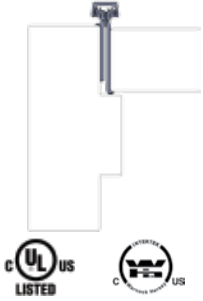


1. Items with the price in **bold and red** are Quick Ship items and ship in 24 hours.  
Please use stock number when ordering. 2. U/M is each unless otherwise noted.

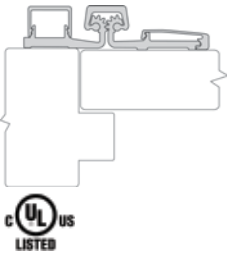
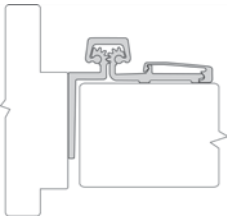
4/1/2018  
www.hagerco.com



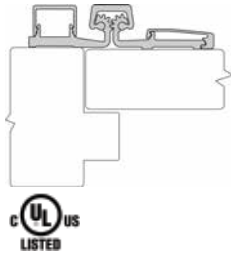
# Roton Continuous Geared Hinges



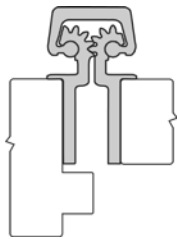
| Description  |                | Finish      | 2018 List     | Stock No. | Case Qty. |
|--|----------------|-------------|---------------|-----------|-----------|
| <b>780-124LL</b><br>Concealed Leaf<br>Heavy Duty profile only<br>With half drill quick<br>and Half Wood Screws<br>Lead Lined | 79" (2007 mm)  | Clear       | 195.90        | -         | 8         |
|  |                | Dark Bronze | 252.50        | -         |           |
|  |                | Black       | 290.40        | -         |           |
|  | 83" (2108 mm)  | Clear       | 195.90        | 195114    | 8         |
|  |                | Dark Bronze | 252.50        | -         |           |
|  |                | Black       | 290.40        | -         |           |
|  | 85" (2159 mm)  | Clear       | 195.90        | -         | 8         |
|  |                | Dark Bronze | 252.50        | -         |           |
|  |                | Black       | 290.40        | -         |           |
|  | 95" (2413 mm)  | Clear       | 235.30        | -         | 7         |
|  |                | Dark Bronze | 296.90        | -         |           |
|  |                | Black       | 341.50        | -         |           |
|  | 119" (3023 mm) | Clear       | 373.70        | -         | 7         |
|  |                | Dark Bronze | 484.80        | -         |           |
|  |                | Black       | 557.50        | -         |           |
| <b>780-155HD</b><br>Half Surface<br>Heavy Duty<br>Center Hung and Egress Conversions   | 79" (2007 mm)  | Clear       | 363.40        | 016603    | 5         |
|  |                | Dark Bronze | 489.30        | 128736    |           |
|  |                | Black       | 562.80        | -         |           |
|  | 83" (2108 mm)  | Clear       | 363.40        | 068088    | 5         |
|  |                | Dark Bronze | 489.30        | 068371    |           |
|  |                | Black       | 562.80        | -         |           |
|  | 85" (2159 mm)  | Clear       | 363.40        | 018276    | 5         |
|  |                | Dark Bronze | 489.30        | 046665    |           |
|  |                | Black       | 562.80        | -         |           |
|  | 95" (2413 mm)  | Clear       | 445.90        | 063096    | 5         |
|  |                | Dark Bronze | 603.30        | 056566    |           |
|  |                | Black       | 693.80        | -         |           |
|  | 119" (3023 mm) | Clear       | 663.60        | 078745    | 2         |
|  |                | Dark Bronze | 896.90        | 062632    |           |
|  |                | Black       | 1,031.40      | -         |           |
| <b>780-157</b><br>Full Surface<br>Frame Face Dimension<br>Limitations  | 79" (2007 mm)  | Clear       | 211.60        | 022092    | 5         |
|  |                | Dark Bronze | 285.80        | 049196    |           |
|  |                | Black       | 328.70        | -         |           |
|  | 83" (2108 mm)  | Clear       | <b>211.60</b> | 048049    | 5         |
|  |                | Dark Bronze | <b>285.80</b> | 063070    |           |
|  |                | Black       | 328.80        | -         |           |
|  | 95" (2413 mm)  | Clear       | <b>258.70</b> | 021262    | 5         |
|  |                | Dark Bronze | 349.10        | 009045    |           |
|  |                | Black       | 401.40        | -         |           |



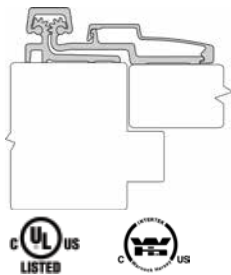
## Roton Continuous Geared Hinges



| Description   | Finish         | 2018 List   | Stock No.     | Case Qty. |   |
|---|----------------|-------------|---------------|-----------|---|
| <b>780-157HD</b><br>Full Surface<br>Heavy Duty<br>Frame Face Dimension<br>Limitations | 79" (2007 mm)  | Clear       | <b>262.20</b> | 022028    | 5 |
|   |                | Dark Bronze | 319.70        | 084386    |   |
|   |                | Black       | 367.70        | -         |   |
|   | 83" (2108 mm)  | Clear       | <b>262.20</b> | 048059    | 5 |
|   |                | Dark Bronze | <b>319.70</b> | 062422    |   |
|   |                | Black       | 367.70        | -         |   |
|   | 85" (2159 mm)  | Clear       | 262.20        | 019546    | 5 |
|   |                | Dark Bronze | 319.70        | 035156    |   |
|   |                | Black       | 367.70        | -         |   |
|   | 95" (2413 mm)  | Clear       | <b>314.60</b> | 048060    | 5 |
|   |                | Dark Bronze | <b>384.10</b> | 010547    |   |
|   |                | Black       | 441.70        | -         |   |
|   | 119" (3023 mm) | Clear       | 521.40        | 099644    | 2 |
|   |                | Dark Bronze | 678.80        | 037141    |   |
|   |                | Black       | 780.60        | -         |   |



|  |                |             |        |        |   |
|--|----------------|-------------|--------|--------|---|
| <b>780-208HD</b><br>Concealed Leaf<br>Heavy Duty<br>Bi-Fold Applications | 79" (2007 mm)  | Clear       | 249.50 | 195187 | 7 |
|  |                | Dark Bronze | 319.80 | 195188 |   |
|  |                | Black       | 367.70 | -      |   |
|  | 83" (2108 mm)  | Clear       | 249.50 | 195189 | 7 |
|  |                | Dark Bronze | 319.80 | -      |   |
|  |                | Black       | 367.70 | -      |   |
|  | 85" (2159 mm)  | Clear       | 249.50 | 195190 | 7 |
|  |                | Dark Bronze | 319.80 | -      |   |
|  |                | Black       | 367.70 | -      |   |
|  | 95" (2413 mm)  | Clear       | 273.50 | 195191 | 7 |
|  |                | Dark Bronze | 392.90 | -      |   |
|  |                | Black       | 451.80 | -      |   |
|  | 119" (3023 mm) | Clear       | 408.20 | 195193 | 5 |
|  |                | Dark Bronze | 585.80 | 195196 |   |
|  |                | Black       | 673.70 | -      |   |

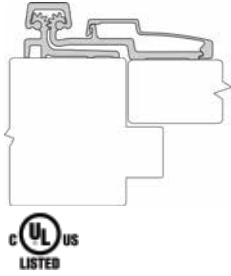


|                                |               |             |               |        |   |
|--------------------------------|---------------|-------------|---------------|--------|---|
| <b>780-210</b><br>Full Surface | 79" (2007 mm) | Clear       | <b>211.60</b> | 010064 | 6 |
|                                |               | Dark Bronze | 285.80        | 073030 |   |
|                                |               | Black       | 328.70        | -      |   |
|                                | 83" (2108 mm) | Clear       | <b>211.60</b> | 048050 | 6 |
|                                |               | Dark Bronze | <b>285.80</b> | 048051 |   |
|                                |               | Black       | 328.70        | -      |   |
|                                | 95" (2413 mm) | Clear       | <b>253.20</b> | 063037 | 6 |
|                                |               | Dark Bronze | 344.90        | 020588 |   |
|                                |               | Black       | 396.60        | -      |   |

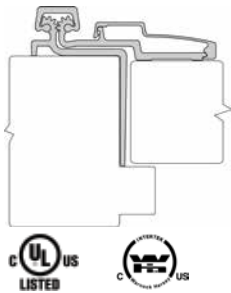
1. Items with the price in **bold and red** are Quick Ship items and ship in 24 hours.  
Please use stock number when ordering. 2. U/M is each unless otherwise noted.



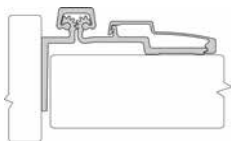
# Roton Continuous Geared Hinges



| Description                                    |                | Finish      | 2018 List     | Stock No. | Case Qty. |
|--|----------------|-------------|---------------|-----------|-----------|
| <b>780-210HD</b><br>Full Surface<br>Heavy Duty | 79" (2007 mm)  | Clear       | <b>258.20</b> | 017046    | 6         |
|  |                | Dark Bronze | 313.90        | 017037    |           |
|  |                | Black       | 361.00        | -         |           |
|  | 83" (2108 mm)  | Clear       | <b>258.20</b> | 048061    | 6         |
|  |                | Dark Bronze | <b>313.90</b> | 048062    |           |
|  |                | Black       | 361.00        | -         |           |
|  | 85" (2159 mm)  | Clear       | 258.20        | 024124    | 6         |
|  |                | Dark Bronze | 313.90        | 071974    |           |
|  |                | Black       | 361.00        | -         |           |
|  | 95" (2413 mm)  | Clear       | <b>304.80</b> | 048063    | 6         |
|  |                | Dark Bronze | 375.00        | 046722    |           |
|  |                | Black       | 431.20        | -         |           |
|  | 119" (3023 mm) | Clear       | 509.80        | 025722    | 2         |
|  |                | Dark Bronze | 571.40        | 000304    |           |
|  |                | Black       | 657.10        | -         |           |



|  |                |             |          |        |   |
|--|----------------|-------------|----------|--------|---|
| <b>780-211HD</b><br>Half Surface<br>Heavy Duty<br>Frame Leaf Wrap-Around<br>Reinforcement for Damaged Frames | 79" (2007 mm)  | Clear       | 508.20   | 116360 | 4 |
|  |                | Dark Bronze | 667.70   | -      |   |
|  |                | Black       | 767.90   | -      |   |
|  | 83" (2108 mm)  | Clear       | 508.20   | 010867 | 4 |
|  |                | Dark Bronze | 667.70   | 120382 |   |
|  |                | Black       | 767.90   | -      |   |
|  | 85" (2159 mm)  | Clear       | 508.20   | 162789 | 4 |
|  |                | Dark Bronze | 667.70   | 160923 |   |
|  |                | Black       | 767.90   | -      |   |
|  | 95" (2413 mm)  | Clear       | 625.40   | 115949 | 4 |
|  |                | Dark Bronze | 821.80   | -      |   |
|  |                | Black       | 945.10   | -      |   |
|  | 119" (3023 mm) | Clear       | 931.70   | 158595 | 2 |
|  |                | Dark Bronze | 1,224.60 | -      |   |
|  |                | Black       | 1,408.30 | -      |   |

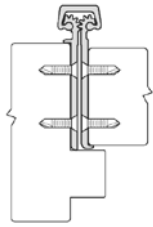


|   |                |             |          |        |   |
|---|----------------|-------------|----------|--------|---|
| <b>780-213HD</b><br>Half Surface<br>Heavy Duty<br>Center Hung Doors | 79" (2007 mm)  | Clear       | 481.30   | 023958 | 4 |
|   |                | Dark Bronze | 635.50   | 107818 |   |
|   |                | Black       | 730.80   | -      |   |
|   | 83" (2108 mm)  | Clear       | 481.30   | 007660 | 4 |
|   |                | Dark Bronze | 635.50   | 195212 |   |
|   |                | Black       | 730.80   | -      |   |
|   | 85" (2159 mm)  | Clear       | 481.30   | 044343 | 4 |
|   |                | Dark Bronze | 635.50   | 147623 |   |
|   |                | Black       | 730.80   | -      |   |
|   | 95" (2413 mm)  | Clear       | 590.60   | 012731 | 4 |
|   |                | Dark Bronze | 781.60   | 038555 |   |
|   |                | Black       | 898.80   | -      |   |
|   | 119" (3023 mm) | Clear       | 880.10   | 010262 | 2 |
|   |                | Dark Bronze | 1,164.90 | 147624 |   |
|   |                | Black       | 1,339.60 | -      |   |

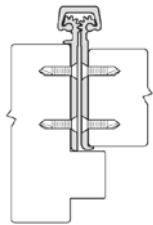
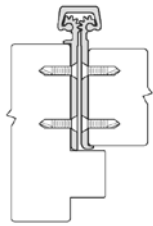




# Roton Continuous Geared Hinges



| Description   | Finish              | 2018 List     | Stock No. | Case Qty. |   |
|---|---------------------|---------------|-----------|-----------|---|
| <b>780-224</b><br>Concealed Leaf<br>1-3/4" Doors<br>Single Pack w/ Drill Quick Screws   | 79" (2007 mm) Clear | 139.30        | 183923    | 7         |   |
|   | Dark Bronze         | 181.70        | 194839    |           |   |
|   | Black               | 209.00        | -         |           |   |
|   | 83" (2108 mm) Clear | <b>139.30</b> | 184005    | 7         |   |
|   | Dark Bronze         | <b>181.70</b> | 184006    |           |   |
|   | Black               | 209.00        | -         |           |   |
|   | 95" (2413 mm) Clear | 176.60        | 184036    | 7         |   |
|   | Dark Bronze         | 228.30        | 194840    |           |   |
|   | Black               | 262.50        | -         |           |   |
| <b>780-224</b><br>Bulk Pack<br>Concealed Leaf<br>1-3/4" Doors<br>Case Pack w/ Drill Quick Screws<br><b>Must Order Case Quantity</b>       | 83" (2108 mm) Clear | 125.30        | 194841    | 7         |   |
| <b>780-224HD</b><br>Concealed Leaf<br>1-3/4" Doors<br>Single Pack w/ Drill Quick Screws   | 79" (2007 mm) Clear | <b>173.80</b> | 183882    | 7         |   |
|   | Dark Bronze         | 226.00        | 183921    |           |   |
|   | Black               | 259.90        | -         |           |   |
|   | 83" (2108 mm) Clear | <b>173.80</b> | 184122    | 7         |   |
|   | Dark Bronze         | <b>226.00</b> | 183973    |           |   |
|   | Black               | 259.90        | 183992    |           |   |
|   | 85" (2159 mm) Clear | <b>173.80</b> | 184012    | 7         |   |
|   | Dark Bronze         | 226.00        | 184014    |           |   |
|   | Black               | 259.90        | -         |           |   |
| 95" (2413 mm)   | Clear               | <b>210.50</b> | 184022    | 7         |   |
|   | Dark Bronze         | <b>277.20</b> | 184023    |           |   |
|   | Black               | 318.80        | 195809    |           |   |
| 119" (3023 mm)  | Clear               | <b>344.90</b> | 184039    | 5         |   |
|   | Dark Bronze         | 449.00        | 194842    |           |   |
|   | Black               | 516.40        | 195810    |           |   |
| <b>780-224HD</b><br>Concealed Leaf<br>1-3/4" Doors<br>Case Pack w/ Drill Quick Screws<br><b>Must Order Case Quantity</b>                  | 83" (2108 mm) Clear | 156.40        | 194828    | 7         |   |
|   | Dark Bronze         | 203.50        | 194829    |           |   |
|   | Black               | 234.00        | -         |           |   |
| <b>780-224LL</b><br>Concealed Leaf<br>1-3/4" Doors Lead Lined<br>With Half Drill Quick<br>and Half Wood Screws<br>Heavy Duty Profile Only | 79" (2007 mm) Clear | 200.70        | 195181    | 7         |   |
|   | Dark Bronze         | 256.10        | 195221    |           |   |
|   | Black               | 294.60        | -         |           |   |
|   | 83" (2108 mm) Clear | <b>200.70</b> | 195184    | 7         |   |
|   | Dark Bronze         | 256.10        | 195222    |           |   |
|   | Black               | 294.60        | -         |           |   |
|   | 85" (2159 mm) Clear | 200.70        | 195223    | 7         |   |
|   | Dark Bronze         | 256.10        | -         |           |   |
|   | Black               | 294.60        | -         |           |   |
|   | 95" (2413 mm)       | Clear         | 242.70    | 195224    | 7 |
|   |                     | Dark Bronze   | 298.80    | 195225    |   |
|   |                     | Black         | 343.60    | -         |   |
| 119" (3023 mm)  | Clear               | 381.70        | 195226    | 5         |   |
|   | Dark Bronze         | 492.00        | -         |           |   |
|   | Black               | 565.80        | -         |           |   |

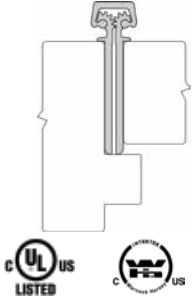


1. Items with the price in **bold and red** are Quick Ship items and ship in 24 hours.  
Please use stock number when ordering. 2. U/M is each unless otherwise noted.

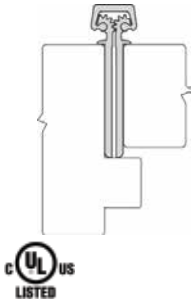
4/1/2018  
www.hagerco.com



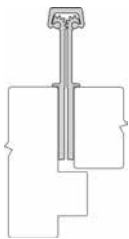
# Roton Continuous Geared Hinges



| Description  | Size          | Finish      | Year List     | Stock No. | Case Qty. |
|--|---------------|-------------|---------------|-----------|-----------|
| <b>780-226HD</b><br>Concealed Leaf<br>Heavy Duty<br>For Doors 2" or Thicker<br>Concealed Leaf<br>Heavy Duty<br>For Doors 2" or Thicker | 79" (2007 mm) | Clear       | 207.90        | 194843    | 7         |
|  |               | Dark Bronze | 274.20        | 194844    |           |
|  |               | Black       | 315.40        | -         |           |
|  | 83" (2108 mm) | Clear       | <b>207.90</b> | 183974    | 7         |
|  |               | Dark Bronze | 274.20        | 194845    |           |
|  |               | Black       | 315.40        | 195812    |           |
|  | 85" (2159 mm) | Clear       | 207.90        | 194846    | 7         |
|  |               | Dark Bronze | 274.20        | 194849    |           |
|  |               | Black       | 315.40        | -         |           |
|  | 95" (2413 mm) | Clear       | <b>253.00</b> | 184024    | 7         |
|  |               | Dark Bronze | 325.30        | 194850    |           |
|  |               | Black       | 374.10        | 195813    |           |
| 119" (3023 mm)   | Clear         | 410.90      | 193587        | 5         |           |
|  | Dark Bronze   | 533.70      | 194851        |           |           |
|  | Black         | 613.70      | 195815        |           |           |



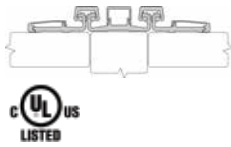
|  |               |             |               |        |   |
|--|---------------|-------------|---------------|--------|---|
| <b>780-226LL</b><br>Concealed Leaf<br>For Lead Lined Doors 2" or Thicker<br>With Half Drill Quick<br>and Half Wood Screws<br>Heavy Duty Profile Only | 79" (2007 mm) | Clear       | <b>225.30</b> | 195229 | 7 |
|  |               | Dark Bronze | 287.00        | -      |   |
|  |               | Black       | 330.00        | -      |   |
|  | 83" (2108 mm) | Clear       | 225.30        | 195235 | 7 |
|  |               | Dark Bronze | 287.00        | -      |   |
|  |               | Black       | 330.00        | -      |   |
|  | 85" (2159 mm) | Clear       | 225.30        | -      | 7 |
|  |               | Dark Bronze | 287.00        | -      |   |
|  |               | Black       | 330.00        | -      |   |
|  | 95" (2413 mm) | Clear       | 272.30        | 195236 | 7 |
|  |               | Dark Bronze | 327.20        | 195237 |   |
|  |               | Black       | 376.30        | -      |   |
| 119" (3023 mm)   | Clear         | 427.70      | 195238        | 5      |   |
|  | Dark Bronze   | 551.00      | 195239        |        |   |
|  | Black         | 633.70      | -             |        |   |



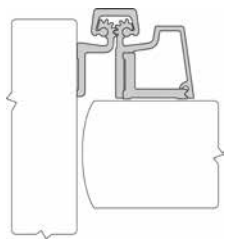
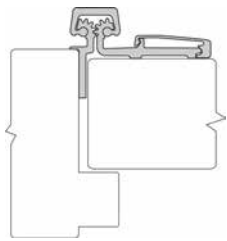
|  |               |             |        |        |   |
|--|---------------|-------------|--------|--------|---|
| <b>780-235HD</b><br>Concealed Leaf<br>Heavy Duty<br>Wide Throw | 83" (2108 mm) | Clear       | 483.40 | 195241 | 1 |
|  |               | Dark Bronze | 632.80 | 195242 |   |
|  |               | Black       | 727.70 | -      |   |
|  | 95" (2413 mm) | Clear       | 596.60 | 195243 | 1 |
|  |               | Dark Bronze | 760.10 | 195244 |   |
|  |               | Black       | 874.10 | -      |   |



## Roton Continuous Geared Hinges



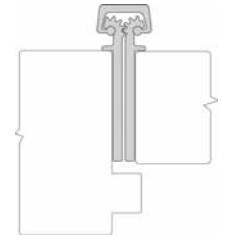
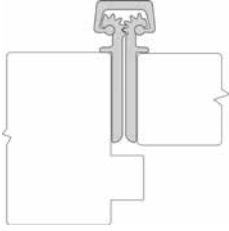
| Description   | Size           | Finish      | Year List | Stock No. | Case Qty. |
|---|----------------|-------------|-----------|-----------|-----------|
| <b>780-257HD</b><br>Full Surface<br>Heavy Duty<br>Double hinge for hanging two doors<br>from a fixed mullion. | 79" (2007 mm)  | Clear       | 505.50    | -         | 2         |
|   |                | Dark Bronze | 694.50    | -         |           |
|   |                | Black       | 798.60    | -         |           |
|   | 83" (2108 mm)  | Clear       | 505.50    | 081899    | 2         |
|   |                | Dark Bronze | 694.50    | 159250    |           |
|   |                | Black       | 798.60    | -         |           |
|   | 85" (2159 mm)  | Clear       | 505.50    | 112767    | 2         |
|   |                | Dark Bronze | 694.50    | 158749    |           |
|   |                | Black       | 798.60    | -         |           |
|   | 95" (2413 mm)  | Clear       | 622.10    | 028146    | 2         |
|   |                | Dark Bronze | 854.00    | 161153    |           |
|   |                | Black       | 982.10    | -         |           |
|   | 119" (3023 mm) | Clear       | 927.60    | 162543    | 2         |
|   |                | Dark Bronze | 1,272.90  | -         |           |
|   |                | Black       | 1,463.80  | -         |           |
| <b>780-259HD</b><br>Half Surface<br>Heavy Duty<br>For 3/4" or 1" door   | 79" (2007 mm)  | Clear       | 312.50    | 026034    | 5         |
|   |                | Dark Bronze | 434.50    | 103994    |           |
|   |                | Black       | 499.60    | -         |           |
|   | 83" (2108 mm)  | Clear       | 312.50    | 026035    | 5         |
|   |                | Dark Bronze | 434.50    | 147628    |           |
|   |                | Black       | 499.60    | -         |           |
|   | 85" (2159 mm)  | Clear       | 312.50    | 147629    | 5         |
|   |                | Dark Bronze | 434.50    | -         |           |
|   |                | Black       | 499.60    | -         |           |
|   | 95" (2413 mm)  | Clear       | 374.20    | 045733    | 5         |
|   |                | Dark Bronze | 534.20    | 147631    |           |
|   |                | Black       | 614.40    | -         |           |
|   | 119" (3023 mm) | Clear       | 574.40    | 147632    | 3         |
|   |                | Dark Bronze | 795.60    | 027583    |           |
|   |                | Black       | 915.00    | -         |           |
| <b>780-300HD</b><br>Half Surface<br>Heavy Duty<br>Center Hung Applications                                    | 79" (2007 mm)  | Clear       | 360.80    | 010212    | 4         |
|   |                | Dark Bronze | 490.10    | 019206    |           |
|   |                | Black       | 563.10    | -         |           |
|   | 83" (2108 mm)  | Clear       | 360.80    | 047819    | 4         |
|   |                | Dark Bronze | 490.10    | 057968    |           |
|   |                | Black       | 563.10    | -         |           |
|   | 85" (2159 mm)  | Clear       | 360.80    | 061937    | 4         |
|   |                | Dark Bronze | 490.10    | 038063    |           |
|   |                | Black       | 563.10    | -         |           |
|   | 95" (2413 mm)  | Clear       | 443.80    | 047821    | 4         |
|   |                | Dark Bronze | 602.10    | 047822    |           |
|   |                | Black       | 692.40    | -         |           |
|   | 119" (3023 mm) | Clear       | 661.00    | 015052    | 2         |
|   |                | Dark Bronze | 898.20    | 011244    |           |
|   |                | Black       | 1,033.00  | -         |           |



1. Items with the price in **bold and red** are Quick Ship items and ship in 24 hours.  
Please use stock number when ordering. 2. U/M is each unless otherwise noted.



## Roton Continuous Geared Hinges



| Description  | Size           | Finish      | Year List | Stock No. | Case Qty. |
|--|----------------|-------------|-----------|-----------|-----------|
| <b>1200-600XHD</b><br>Concealed Leaf<br>Extra Heavy Duty<br>For doors from 1-3/4" to 2-3/8" thick. | 83" (2108 mm)  | Clear       | 1,016.40  | 000590    | 1         |
|  |                | Dark Bronze | 1,422.50  | 028601    |           |
|  | 95" (2413 mm)  | Clear       | 1,151.70  | 004040    | 1         |
|  |                | Dark Bronze | 1,557.80  | 065709    |           |
|  | 119" (3023 mm) | Clear       | 1,287.20  | 090770    | 1         |
|  |                | Dark Bronze | 1,693.20  | 107206    |           |
| <b>1200-650XHD</b><br>Concealed Leaf<br>Extra Heavy Duty<br>For doors 2-3/8" thick or thicker.     | 83" (2108 mm)  | Clear       | 1,354.80  | 090353    | 1         |
|  |                | Dark Bronze | 1,760.90  | 135473    |           |
|  | 95" (2413 mm)  | Clear       | 1,490.20  | 090439    | 1         |
|  |                | Dark Bronze | 1,896.20  | 108903    |           |
|  | 119" (3023 mm) | Clear       | 1,625.60  | 090440    | 1         |
|  |                | Dark Bronze | 2,031.70  | 044852    |           |

