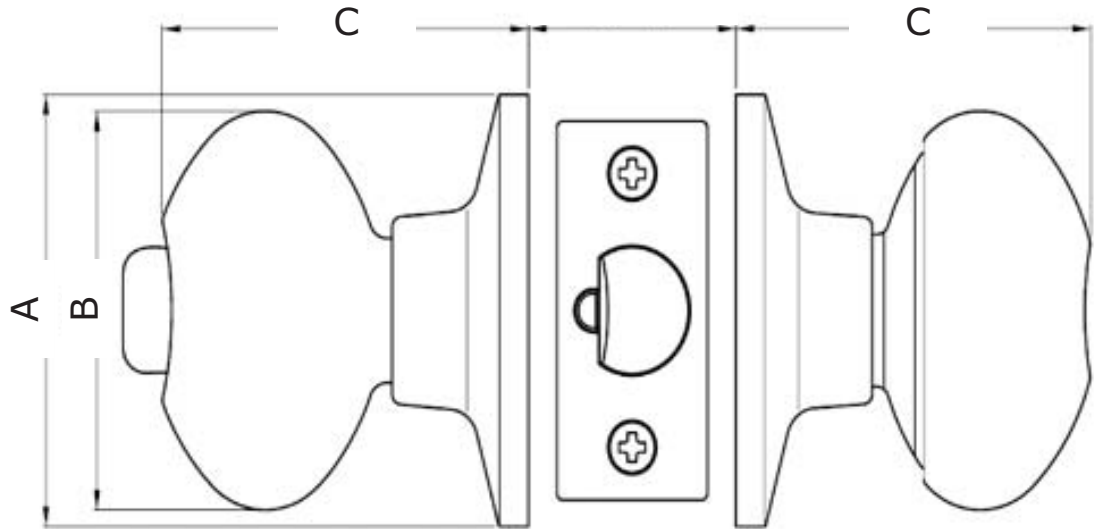


MaxGrade Hardware
Professional Grade Quality Locksets
Baker Knob Specifications



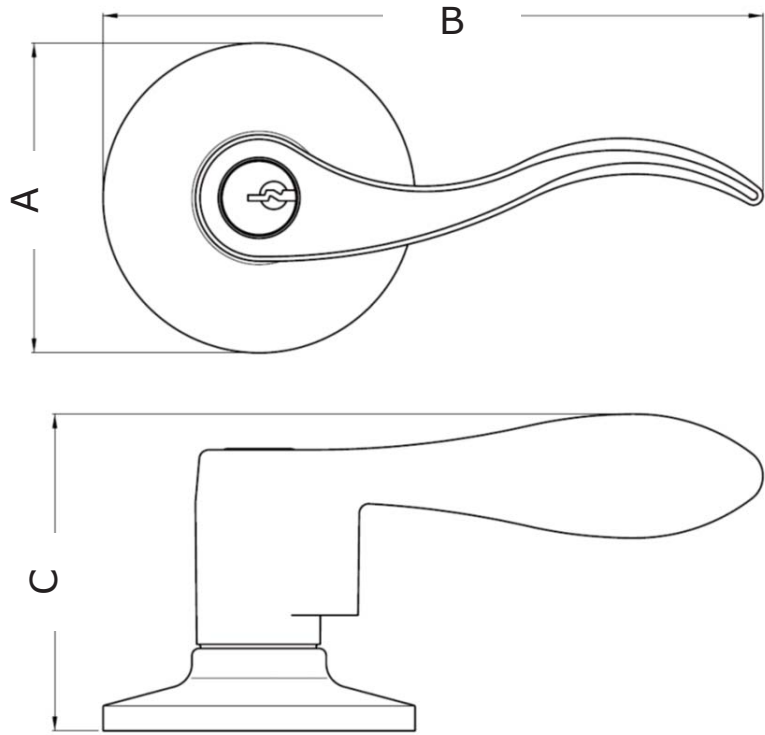
Standard Features
Latch: 1" x 2 1/4", non-staked faceplates including square and radius
Strike: 1 5/8" x 2 1/4", radius corner, full lip, no box
Cylinder: 5-pin solid brass, Schlage keyway, KA4, optional 5-pin KW1 keyway
Door: Range 1 3/8" - 1 3/4"
Keys: Two nickel silver cut keys per lock

Available Finishes
<ul style="list-style-type: none"> Bright Brass (3) Oil-Rubbed Bronze (10B) Aged Bronze (11H) Satin Nickel (15)

	A	B	C
Baker Knob	2 9/16"	2 9/16"	2 7/16"

Baker Knob Functions	
100 Passage/Hall/Closet	Interior non-locking hardware. Used on doors where locking and security is not required.
200 Privacy/Bed/Bath	Interior turn piece locks hardware for privacy. May be unlocked from the outside in an emergency. Used on doors where privacy is desired.
300 Entry	Key-locking security for exterior doors. Primarily used on doors that lead to the outside of the home.
400 Dummy	Non-operating hardware where a latch is not required (closet bi-fold doors).

MaxGrade Hardware
Professional Grade Quality Locksets
London Lever Specifications



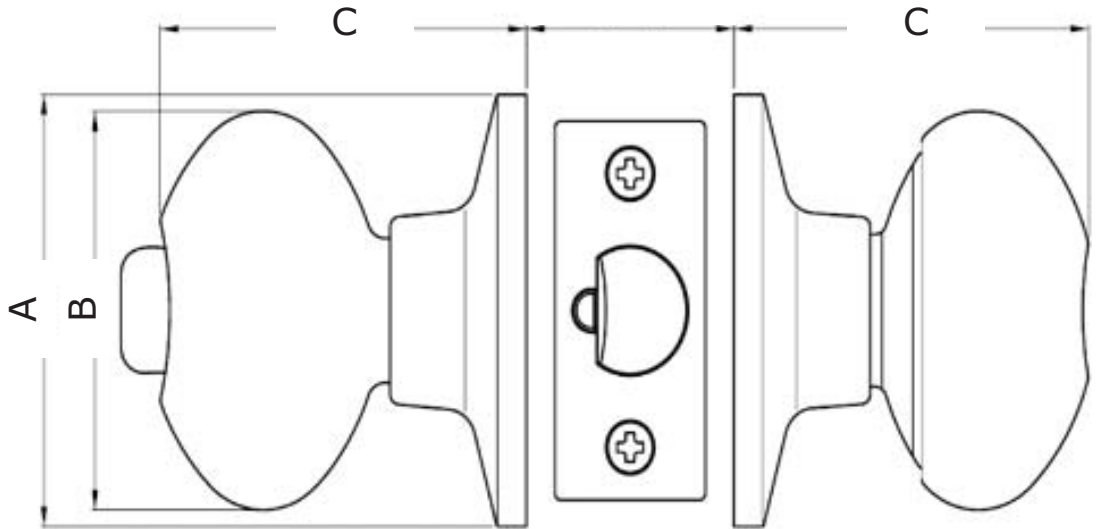
Standard Features
Latch: 1" x 2 1/4", non-staked faceplates including square and radius
Strike: 1 5/8" x 2 1/4", radius corner, full lip, no box
Cylinder: 5-pin solid brass, Schlage keyway, KA4, optional 5-pin KW1 keyway
Door: Range 1 3/8" - 1 3/4"
Keys: Two nickel silver cut keys per lock

Available Finishes
<ul style="list-style-type: none"> Bright Brass (3) Antique Brass (5) Oil-Rubbed Bronze (10B) Aged Bronze (11H) Satin Nickel (15) Antique Nickel (15A)

	A	B	C
London Lever	2 9/16"	5 6/16"	2 9/16"

London Lever Functions	
100 Passage/Hall/Closet	Interior non-locking hardware. Used on doors where locking and security is not required.
200 Privacy/Bed/Bath	Interior turn piece locks hardware for privacy. May be unlocked from the outside in an emergency. Used on doors where privacy is desired.
300 Entry	Key-locking security for exterior doors. Primarily used on doors that lead to the outside of the home.
400 Dummy	Non-operating hardware where a latch is not required (closet bi-fold doors).

MaxGrade Hardware
Professional Grade Quality Locksets
Oxford Knob Specifications



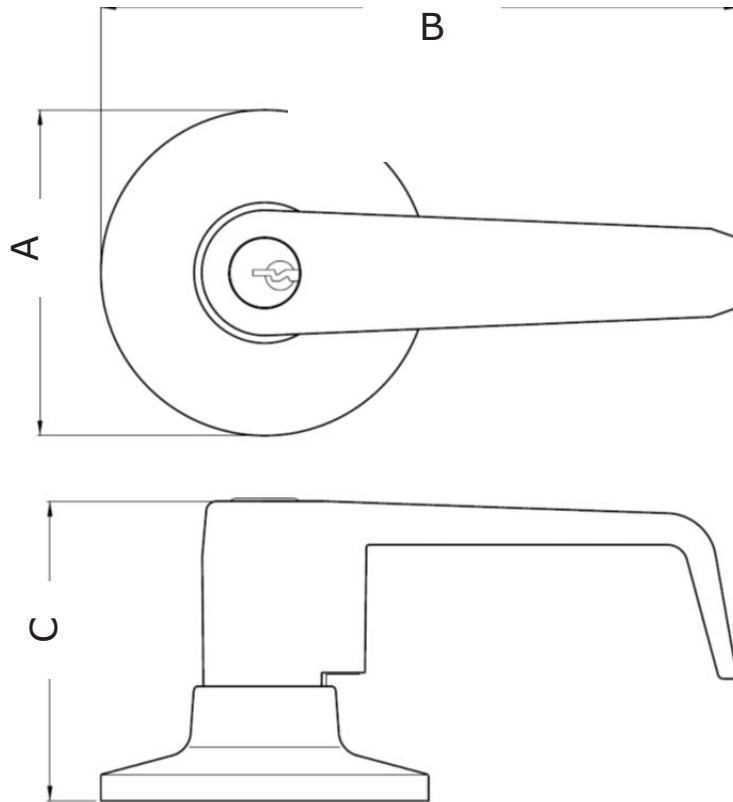
Standard Features
Latch: 1" x 2 1/4", non-staked faceplates including square and radius
Strike: 1 5/8" x 2 1/4", radius corner, full lip, no box
Cylinder: 5-pin solid brass, Schlage keyway, KA4, optional 5-pin KW1 keyway
Door: Range 1 3/8" - 1 3/4"
Keys: Two nickel silver cut keys per lock

Available Finishes
<ul style="list-style-type: none"> Bright Brass (3) Aged Bronze (11H) Satin Nickel (15)

	A	B	C
Oxford Knob	2 9/16"	2"	2 8/16"

Oxford Knob Functions	
100 Passage/Hall/Closet	Interior non-locking hardware. Used on doors where locking and security is not required.
200 Privacy/Bed/Bath	Interior turn piece locks hardware for privacy. May be unlocked from the outside in an emergency. Used on doors where privacy is desired.
300 Entry	Key-locking security for exterior doors. Primarily used on doors that lead to the outside of the home.
400 Dummy	Non-operating hardware where a latch is not required (closet bi-fold doors).

MaxGrade Hardware
Professional Grade Quality Locksets
Thames Lever Specifications



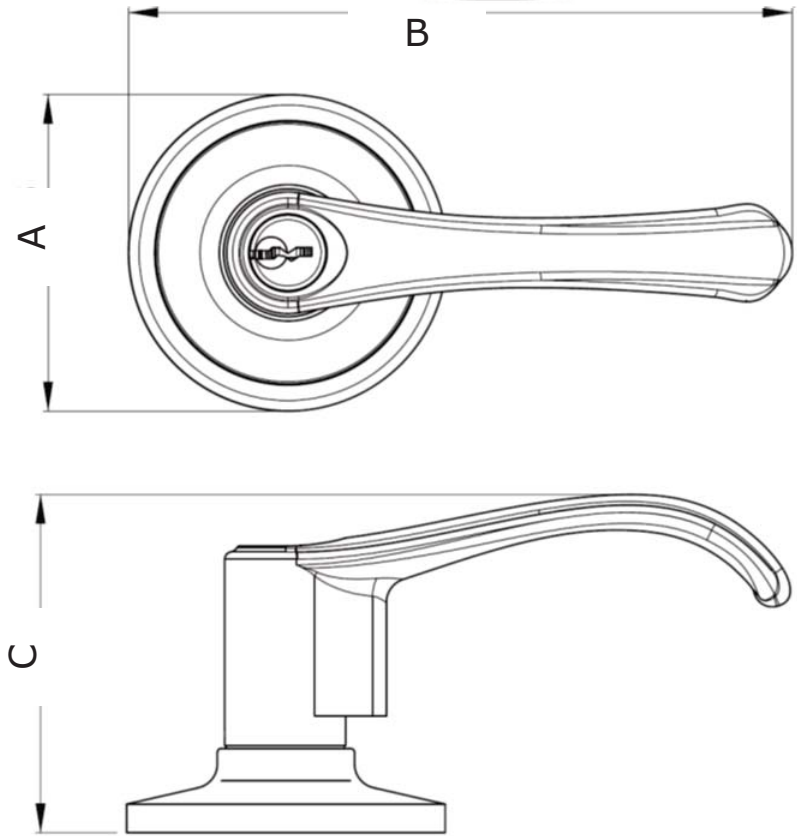
Standard Features
Latch: 1" x 2 1/4", non-staked faceplates including square and radius
Strike: 1 5/8" x 2 1/4", radius corner, full lip, no box
Cylinder: 5-pin solid brass, Schlage keyway, KA4, optional 5-pin KW1 keyway
Door: Range 1 3/8" - 1 3/4"
Keys: Two nickel silver cut keys per lock

Available Finishes
<ul style="list-style-type: none"> • Aged Bronze (11H) • Satin Nickel (15) • Brushed Chrome (26D)

	A	B	C
Thames Lever	2 9/16"	4 15/16"	2 15/16"

Thames Lever Functions	
100 Passage/Hall/Closet	Interior non-locking hardware. Used on doors where locking and security is not required.
200 Privacy/Bed/Bath	Interior turn piece locks hardware for privacy. May be unlocked from the outside in an emergency. Used on doors where privacy is desired.
300 Entry	Key-locking security for exterior doors. Primarily used on doors that lead to the outside of the home.
400 Dummy	Non-operating hardware where a latch is not required (closet bi-fold doors).

MaxGrade Hardware
Professional Grade Quality Locksets
Trent Lever Specifications



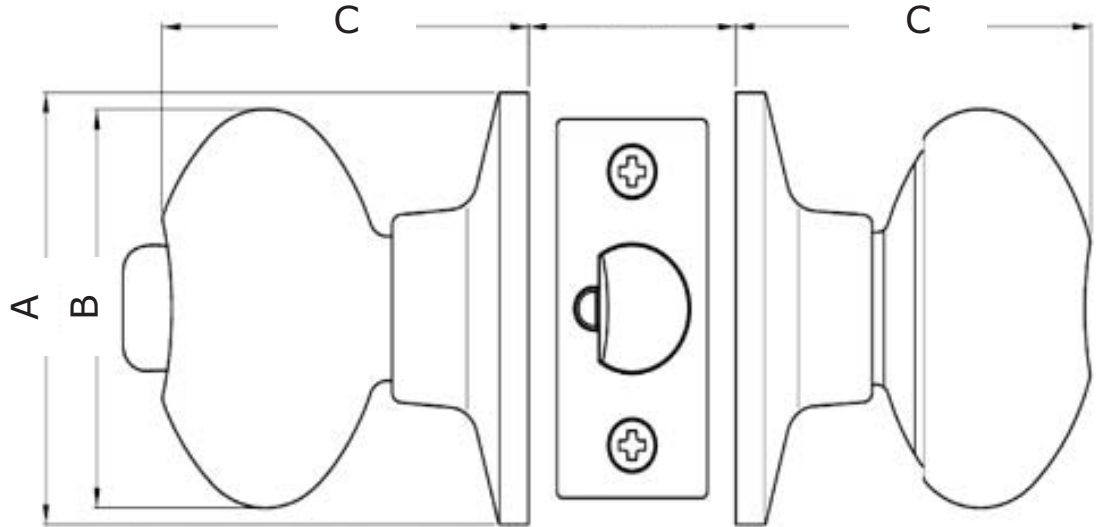
Standard Features
Latch: 1" x 2 1/4", non-staked faceplates including square and radius
Strike: 1 5/8" x 2 1/4", radius corner, full lip, no box
Cylinder: 5-pin solid brass, Schlage keyway, KA4, optional 5-pin KW1 keyway
Door: Range 1 3/8" - 1 3/4"
Keys: Two nickel silver cut keys per lock

	A	B	C
Trent Lever	2 9/16"	5 4/16"	2 11/16"

Available Finishes
<ul style="list-style-type: none"> Bright Brass (3) Aged Bronze (11H) Satin Nickel (15)

Trent Lever Functions	
100 Passage/Hall/Closet	Interior non-locking hardware. Used on doors where locking and security is not required.
200 Privacy/Bed/Bath	Interior turn piece locks hardware for privacy. May be unlocked from the outside in an emergency. Used on doors where privacy is desired.
300 Entry	Key-locking security for exterior doors. Primarily used on doors that lead to the outside of the home.
400 Dummy	Non-operating hardware where a latch is not required (closet bi-fold doors).

MaxGrade Hardware
Professional Grade Quality Locksets
Watson Knob Specifications



Standard Features
Latch: 1" x 2 1/4", non-staked faceplates including square and radius
Strike: 1 5/8" x 2 1/4", radius corner, full lip, no box
Cylinder: 5-pin solid brass, Schlage keyway, KA4, optional 5-pin KW1 keyway
Door: Range 1 3/8" - 1 3/4"
Keys: Two nickel silver cut keys per lock

Available Finishes
<ul style="list-style-type: none"> Bright Brass (3) Antique Brass (5) Oil-Rubbed Bronze (10B) Aged Bronze (11H) Satin Nickel (15) Antique Nickel (15A)

	A	B	C
Watson Knob	2 9/16"	2"	2 6/16"

Watson Knob Functions	
100 Passage/Hall/Closet	Interior non-locking hardware. Used on doors where locking and security is not required.
200 Privacy/Bed/Bath	Interior turn piece locks hardware for privacy. May be unlocked from the outside in an emergency. Used on doors where privacy is desired.
300 Entry	Key-locking security for exterior doors. Primarily used on doors that lead to the outside of the home.
400 Dummy	Non-operating hardware where a latch is not required (closet bi-fold doors).
500 Combination	Entry knob/lever keyed to a deadbolt.