

OMNIA

MULTIPOINT TRIM





AMERICAN CYLINDER ABOVE (ACA)*

Solid Brass Designs



71000ACA

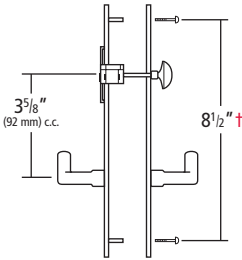


72000ACA

Stainless Steel



73000ACA



† 73000 plate is 9 1/2"

* Position of cylinder is 3 5/8" (92 mm) center-to-center from lever hole.

AMERICAN CYLINDER BELOW (ACB)*

Solid Brass Designs



71000ACB

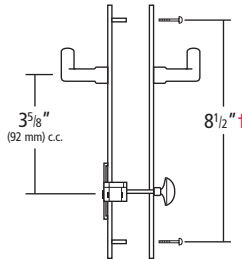


72000ACB

Stainless Steel



73000ACB



† 73000 plate is 9 1/2"

* Position of cylinder is 3 5/8" (92 mm) center-to-center from lever hole.

EUROPEAN CYLINDER BELOW (ECB)*

Solid Brass Designs



71000ECB

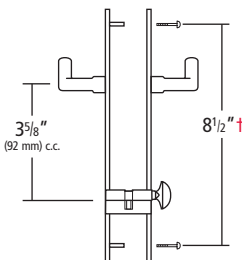


72000ECB

Stainless Steel



73000ECB



† 73000 plate is 9 1/2"

* Position of cylinder is 3 5/8" (92 mm) center-to-center from lever hole.

FINISH INDEX



US3A
POLISHED BRASS,
UNLACQUERED



US3
POLISHED BRASS,
LACQUERED




US5A
ANTIQUÉ BRONZE,
UNLACQUERED



SB
SHADED BRONZE,
LACQUERED



US14
POLISHED NICKEL
PLATED, LACQUERED



US10B
OIL-RUBBED BRONZE,
LACQUERED



US15
SATIN NICKEL PLATED,
LACQUERED



US26
POLISHED
CHROME PLATED



US26D
SATIN
CHROME PLATED



US32D
SATIN
STAINLESS STEEL

(See price list for finish availability.)

BACKPLATE DIMENSIONS

71000 Series: 9 5/8" (244 mm) Long
1 3/4" (44 mm) Wide
1/2" (12.5 mm) Projection
8 1/2" (216 mm) c.c. Thru-Bolting

72000 Series: 9 13/16" (250 mm) Long
2" (50 mm) Wide
1/2" (12.5 mm) Projection
8 1/2" (216 mm) c.c. Thru-Bolting

73000 Series: 11" (280 mm) Long
1 5/8" (40 mm) Wide
7/16" (10 mm) Projection
9 1/2" (242 mm) c.c. Thru-Bolting



PLATE WITH LEVER DESIGN OPTIONS

All trim available as ACA, ACB, or ECB. (See page 2 for details.)

71000 Series



71055ECB 71706ECB 71752ACB 71858ECB 71904ECB 71944ACB

72000 Series



72036ACB 72042ACB 72220ECB 72227ACB 72282ACB 72368ACB 72914ACB 72943ECB

73000 Series



73011ACA 73012ACA 73023ACA 73025ACA 73033ACA 73043ACA

OTHER PLATE OPTIONS ARE AVAILABLE:



21252ECB 52233ECB 56229ECB 63904ECB

Additional lever designs are available for use with all plates.

TURNPIECE & CYLINDER COMPONENTS

AMERICAN CYLINDER ABOVE (ACA) & AMERICAN CYLINDER BELOW (ACB)



No. 103
Ships standard with 71000 plate for American Cylinder.



No. 102
Ships standard with 72000 plate for American Cylinder.



No. 6000
Ships standard with 73000 plate for American Cylinder.



No. 1599
American Cylinder



American Cylinder Collar

MPCH/RA (Rect.)

MPCH/OA (Oval)

EUROPEAN CYLINDER BELOW (ECB)



Turnpiece only for patio function
No. 805/41
European Cylinder



Turnpiece cylinder by key for entrance
No. 805/82
European Cylinder



European Cylinder Collar

MPCH/RP (Rect.)

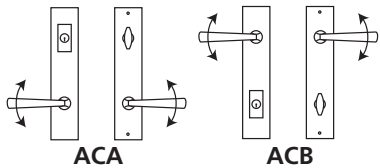
MPCH/OP (Oval)

TECHNICAL INFORMATION

FUNCTIONS AVAILABLE:

Entry Function – ACA or ACB with American Cylinder

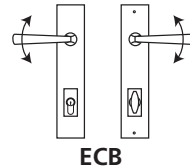
- Set includes:
2 – Backplates
1 – Cylinder Collar mounted 3⁵/₈" (92 mm) c.c. above or below the lever handles
2 – Levers with spindles
1 – American Cylinder with a lazy tailpiece
1 – Turnpiece
2 – Thru-bolt screws



Active levers both sides.
Key outside, by turnpiece inside.

Entry Function – ECB with a European (Profile) Cylinder

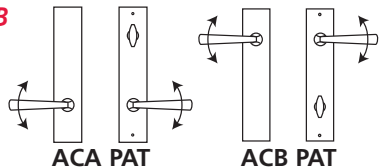
- Set includes:
2 – Backplates
2 – Cylinder Collars mounted 3⁵/₈" (92 mm) c.c. below the lever handles
2 – Levers with spindles
1 – European Profile Cylinder with key outside, turnpiece inside
2 – Thru-bolt screws



Active levers both sides.
Key outside, by turnpiece inside.

Patio Function (PAT) – ACA or ACB

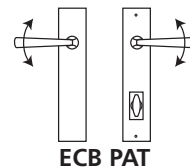
- 2 – Backplates
2 – Levers with spindles
1 – Turnpiece
2 – Thru-bolt screws



Active levers both sides. Turnpiece inside.

Patio Function (PAT) – ECB

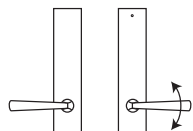
- 2 – Backplates
2 – Levers with spindles
1 – Turnpiece Cylinder
2 – Thru-bolt screws



Active levers both sides. Turnpiece inside.

Pair Dummy Active (PDA) – ACA, ACB or ECB

- 2 – Backplates
2 – Levers with spindles
2 – Thru-bolt screws

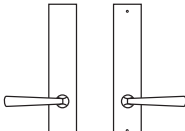


PDA*

Active lever inside, by inactive lever outside.

Pair Dummy (PD) – ACA, ACB or ECB

- 2 – Backplates
2 – Levers with spindles
2 – Thru-bolt screws



PD*

Inactive levers both sides.

Thru-Bolting Mounting Screws are in a fixed location and cannot be modified. In some cases, new thru-bolting holes are required to be drilled at 8¹/₂" (216 mm) c.c. (9¹/₂" (242 mm) c.c. for 73000 plate). In most cases, our backplates will cover any existing thru-bolting holes. Our trim is intended to replace standard trim shipped by most door manufacturers.

*Drawing shows ACA only. Also available as ACB or ECB.



Box 330, Cedar Grove, NJ 07009 ■ www.OmniaIndustries.com ■ 973.239.7272 ■ Fax: 973.239.5960



No. MTC1111