

FALCON®

K Series

Grade 1 cylindrical lever locks



Falcon K Series

4	Overview
5	Features and specifications
6	Designs and finishes
7	Functions
8	Cylinders
9	Competitive keyways
10	Options and accessories
11	Competitive cross-reference
11	How to order
11	Warranty

The Falcon K Series will be available through ProExpress™ in August 2015, and through standard orders in fourth quarter 2015. Please reference the ProExpress™ and Falcon price books for product availability.

For more information about Falcon visit
www.falconlock.com

Product related questions?
Contact **877.671.7011**



Falcon offers solid products at a solid price to fit your every need. Offering a full portfolio of locks, exits and closers, Falcon can provide a complete door solution – all under one brand name.



Falcon

Cylindrical lock portfolio

A cylindrical lock, also commonly referred to as a bored lock, is a lock in which a large hole is bored into the face of a door and a smaller cross-bore hole is bored into the door edge.

When purchasing a lock, it is important to consider all of the variables. Outside of the standard considerations such as door type, door thickness, frame size, and backset, it is also important to consider the lock's application.

High traffic, high abuse door openings demand a Grade 1 lock in order to keep doors secure. The Falcon K Series was designed for applications such as interior office doors or busy public restrooms. When quality and reliability are needed but cost is a concern, the certified ANSI/BHMA Grade 1 Falcon K Series can do the job.




K Series

Grade 1 cylindrical lever locks

High traffic, high abuse door openings demand a Grade 1 quality lock to keep doors secure. When quality and reliability are needed but cost is a concern, the certified ANSI/BHMA Grade 1 Falcon K Series can do the job. The Falcon K Series gets back to basics by offering the most common functions, lever styles and finishes at an affordable price. The K Series features conventional cylinders and small format interchangeable cores that are compatible with SFIC products from other manufacturers. Our conventional cylinders are available in all Falcon conventional key sections, as well as Schlage C keyway, which is now masterkeyed across the complete Falcon product line.

Features



Features

ANSI/BHMA: Meets ANSI/BHMA A156.2, Series 4000, Grade 1.

UL: UL10C 3 hour A label.

Door thickness: Adjustable 1 ³/₈" to 2 ¹/₄". Comes set for a 1 ³/₄" thick door standard.

Backset: 2 ³/₄" standard. 2 ³/₈" optional.

Mechanism: Parts constructed of brass or cold formed steel, zinc plated and dichromated for rust resistance. Springs are stainless steel.

Attachment: Lock chassis secured to door by threaded mounting screws. Completely preassembled outer trim and inner spindle assembly are through-bolted both through and over chassis using four (4) screws to provide strength and resistance to loosening. Adding rose and lever to inner spindle assembly completes installation.

Handing: Locks are non-handed.

Cylinders: Drilled with 6-pin chambers, pinned in 5. Pinning in 6 chambers available when specified, at no cost. Cylinder assemblies removable to rekey. Also available with 6 or 7-pin small format interchangeable core (SFIC) cylinders. Cylinder housings and plugs machined from solid brass. Springs are stainless steel. Two nickel silver keys furnished standard.

Keywords: "G" keyway standard on conventional cylinders. "A" keyway standard on I/C core cylinders. Also available with some optional keyways.

Trim: Roses are heavy wrought brass or bronze, installed over pressure cast rose inserts which are through-bolted through door. Levers are pressure cast (solid levers—no inserts) material finished to match mating parts.

Latches: 2 ¹/₄" x 1 ¹/₈" square corner with 2 ³/₄" backset comes standard; 2 ³/₈" backset option available if specified. Radius corners for both 2 ³/₈" and 2 ³/₄" backsets available if specified. All latches are UL listed and conform to both beveled and non-beveled doors.

Strikes: 4 ⁷/₈" x 1 ¹/₄" ANSI strike with curved lip to meet ANSI A115.2 door frame preparation standard.

Screws: Furnished with combination screws for use in wood or metal doors and frames.

Specifications

Key-in-lever cylindrical locksets shall be Falcon lock K Series or equal and meet the following requirements:

- All locks shall meet the new ANSI/BHMA A156.2, Series 4000, Grade 1 for key-in-lever locksets.
- Locksets shall be UL Listed (3 hour A Label).
- Locksets shall be provided standard with a clutching lever design. When outside lever is locked, it is not rigid but will move freely without operating the latch bolt.
- Lever trim shall have individual torsion springs behind rose for lever return and to prevent lever sag. Trim shall be through bolted with four (4) screws to provide strength and resistance to loosening. Inner and outer trim shall "bottom out" to prevent door collapse. Roses shall be minimum of 3 ¹/₂" diameter.
- All lever designs shall be solid and meet the federal ADA and state disability requirements. Inside levers shall be attached by allen-head set and lever catch to prevent tampering or vandalism.
- Locksets shall adjust to fit door thickness from 1 ³/₈" to 2 ¹/₄".
- All locksets shall be non-handed and not require field disassembly for re-handing.
- Preparation for door must be non-handed.
- Cylinders to be secured by a dual retainer.

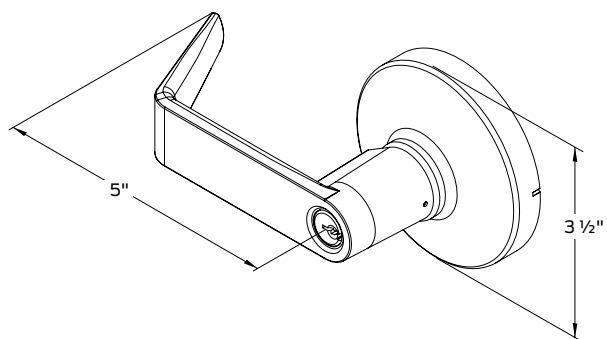
Acceptable manufacturer: Falcon Lock

Designs and finishes

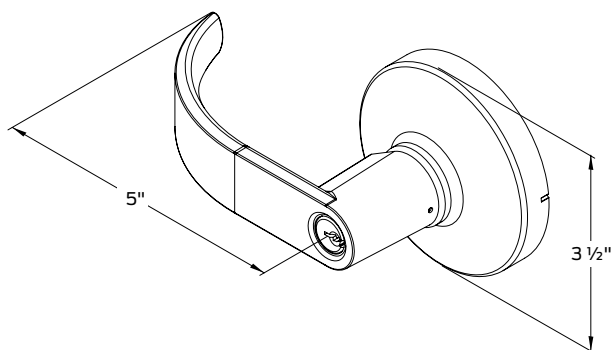
Lever styles



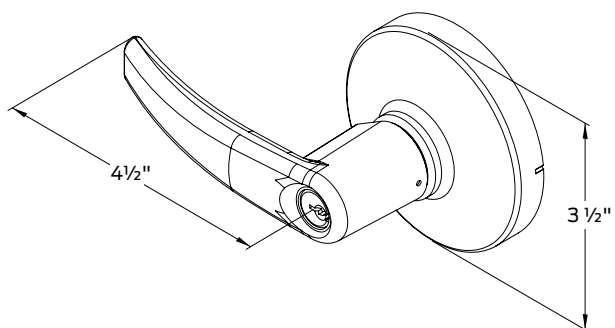
Dane




Quantum



Avalon



Finishes




613
Oil rubbed
bronze

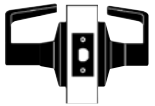

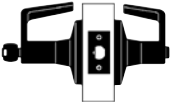



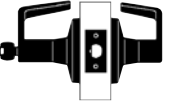

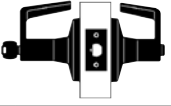






626
Satin chrome

Functions

The Falcon K Series offers the industry's most common cylindrical lock functions to cover all of your basic door requirements. Consult page 11 for ordering information and assistance.

 Indicates interchangeable core available.

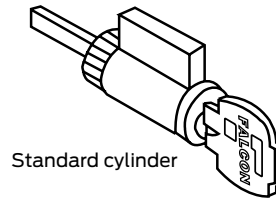
Catalog number	Function	Name	Description	ANSI no. & grade
K101		Passage/closet latchset	Latch bolt by levers at all times.	F75-1
K301		Privacy lock	Latch bolt by levers. Outside lever locked by push button in inside lever. Rotating inside lever or closing door releases push button. Emergency release in outside lever unlocks door.	F76-1
K501	 	Entry lock	Push button locking. Button on inside locks outside lever until unlocked by key or by rotating inside lever. Inside lever always free. Deadlocking latch bolt.	F82-1
K511	 	Entry/office lock	Turn/push button locking. Pushing and turning button locks outside lever requiring use of key until button is manually unlocked. Push button locking. Pushing button locks outside lever until unlocked by key or by rotating inside lever. Inside lever always free. Deadlocking latch bolt.	F109-1
K561	 	Classroom lock	Deadlocking latch bolt by levers. Outside lever is locked by key in outside lever. Inside lever is always free.	F84-1
K571	 	Corridor lock	Deadlocking latch bolt by levers except when locked by push button in inside lever. Key in outside lever locks or unlocks outside lever and releases button. Closing door releases push button. Inside lever always free.	F90-1
K581	 	Storeroom lock	Deadlocking latch bolt by lever inside or key outside. Outside lever is inoperable. Inside lever always free.	F86-1
K12		Dummy trim	Single trim-surface mounted rigid lever.	

Cylinders

Standard cylinders - 6-pin

Catalog number	Description
Q330-396	Falcon cylinder, G keyway, 6 pin
Q330-397	Falcon cylinder, G keyway, 6 pin to 5 pin
Q630-310	Falcon cylinder, G keyway, 6 pin, K571
Q630-311	Falcon cylinder, G keyway, 6 pin to 5 pin, K571
Q330-391	Schlage cylinder, C keyway, 6 pin
Q630-306	Schlage cylinder, C keyway, 6 pin, K571

Note: Specify finish: 606 or 626




Standard cylinder

Small format interchangeable core

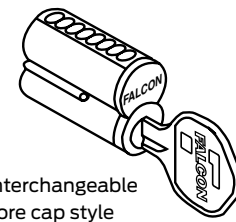
Catalog number	Description
C606 (6-pin), C607 (7-pin)	For use in all I/C keyed locks (cover style)
CB806 (6-pin), CB807 (7-pin)	For use in all I/C keyed locks (cap style)

Note: Specify finish: 606 or 626

Specify keyway: A (standard) or other keyway



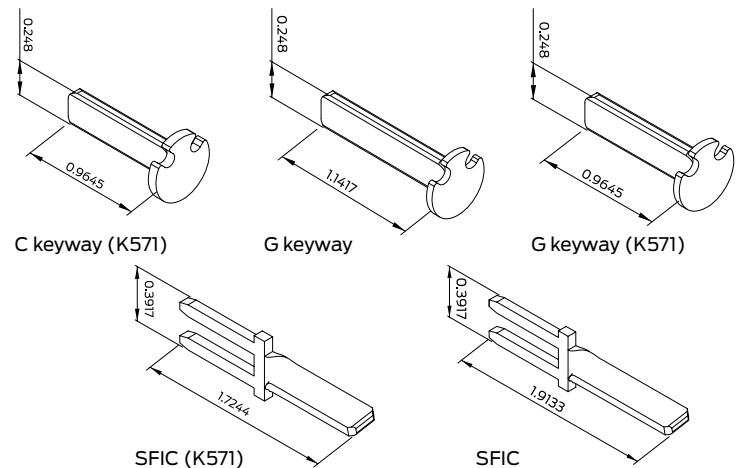
Interchangeable core cover style



Interchangeable core cap style

Tailpieces

Catalog number	Description
Q630-289	SFIC tailpiece (K501, K511, K561, & K581)
Q330-392	SFIC tailpiece (K571)
Q330-393	Tailpiece, Falcon G-K501, K511, K561, K581
Q330-394	Tailpiece, Falcon G-K571
Q630-312	Tailpiece, Schlage C-K501, K511, K561, K581
Q630-288	Tailpiece, Schlage C-K571



Competitor keyways

Standard cylinders with other keyways - 6-pin

Catalog number	Description
Q330-152	Schlage C
Q330-166	Corbin 60 (0 bit or KD only)
Q330-210	Russwin D1 (0 bit or KD only)
Q330-158	Cor/Russ L4 (0 bit or KD only)
Q330-160	Sargent LA (0 bit or KD only)
Q330-156	Yale 8 (0 bit or KD only)

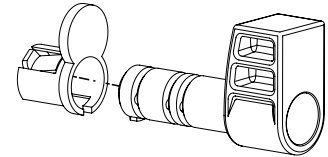
Note: Construction keying available. Reference page 9 for more information.

Construction keying

Falcon offers two different construction key systems depending on the size of and application within the project. Both systems permit the installation and use of regular door locks during construction, yet completely preserve the security of the keying system for the ultimate building owner. The Master, Grand Master and change keys are never with the locks during the construction phase of a building. Only the “construction” keys are sent to the job site. Where the job permits, we will utilize the “Lost pin system” as our standard system for construction keying. Larger or more complicated jobs may require the use of our “Blockokey® System” for construction keying.

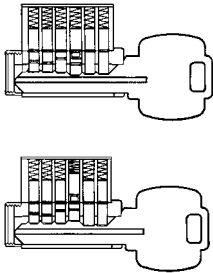
“Disposable construction” interchangeable cores

This newly designed disposable construction core (1408) is an inexpensive alternative to interior keyed construction cores. This core should be used on interior door applications or where security on a site is not a concern. No keys need to be issued. The disposable core is inserted in the lever or knob and is operated by a thumb turn, which retracts the latch bolt. Please use either brass or permanent construction cores on exterior doors or secured areas.



Locks with “Lost pin system”

Our “lost” pin construction key system consists of one construction pin and a shallow hole in the side of the plug.

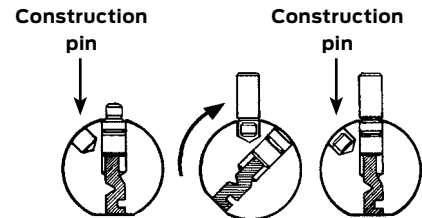


Construction key—KB566

When the “construction” key is used, the construction pin is always in the cylinder plug, sitting on top of the bottom pin.

Master key—KB578

When the Master key is inserted, the construction pin is pushed up into the cylinder housing. As the Master key is rotated to the right, the construction pin will drop into the hole in the plug, thereby eliminating any future use of the construction key.



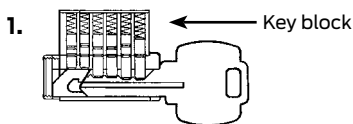
Locks with Blockokey® cylinders

All lock cylinders on a specific project are operable by a special “project key.” Duplicates of this key may be assigned by the building contractor to workmen and subcontractors as required. No regular change keys or Master keys are needed on the job. This eliminates the possibility of subsequent exposure from lost or stolen keys.

How to order locks with Blockokey® cylinders

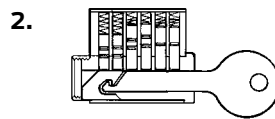
Blockokey® locksets are ordered by adding the word “Blockokey” after the balance of the ordering information.

Example: 72 Each B511 D 626 1AA-72AA (Blockokey)



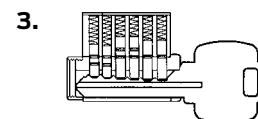
Project key—KB531

Lock cylinder is operated by the special “project key.” The last two pins in the cylinder are held inoperative by the key block.



Removal tool – KB536

The special “project key” is canceled out by removal of the key block. A key block removal tool is furnished with the Master keys for the locks. Simply push the removal tool into the keyway, then withdraw it to remove the block. Thereafter, the “project key” will no longer operate the lock cylinder.



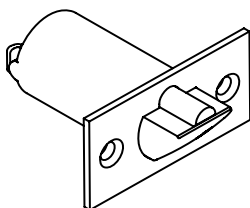
Change or master key—KB578

Cylinder is now only operable by the regular change key or Master key.

Options and accessories

Latches

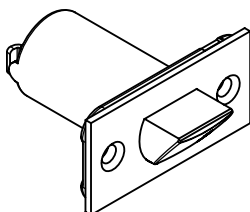
Deadlatch



Deadlatches

Catalog number	Description	Faceplate size	Corner	Projection
Q630-385	2 3/4" Backset with deadlatching	2 1/4" X 1 1/8"	Square	1/2"
Q630-387	2 3/4" Backset with deadlatching	2 1/4" X 1 1/8"	Radius	1/2"
Q630-386	2 3/8" Backset with deadlatching	2 1/4" X 1 1/8"	Square	1/2"
Q630-388	2 3/8" Backset with deadlatching	2 1/4" X 1 1/8"	Radius	1/2"
Q630-302	2 3/4" Backset with deadlatch, non-restoring	2 1/4" X 1 1/8"	Square	1/2"
Q630-274	2 3/4" Backset with deadlatch, non-restoring	2 1/4" X 1 1/8"	Radius	1/2"
Q630-301	2 3/8" Backset with deadlatch, non-restoring	2 1/4" X 1 1/8"	Square	1/2"
Q630-275	2 3/8" Backset with deadlatch, non-restoring	2 1/4" X 1 1/8"	Radius	1/2"

Springlatch



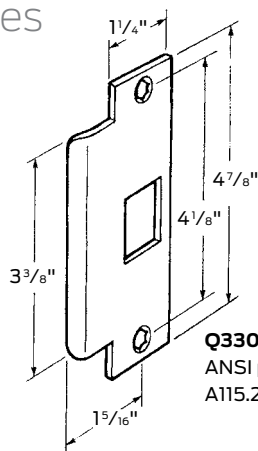
Springlatches

Catalog number	Description	Faceplate size	Corner	Projection
Q630-270	2 3/4" Backset with springlatch	2 1/4" X 1 1/8"	Square	1/2"
Q630-272	2 3/4" Backset with springlatch	2 1/4" X 1 1/8"	Radius	1/2"
Q630-271	2 3/8" Backset with springlatch	2 1/4" X 1 1/8"	Square	1/2"
Q630-273	2 3/8" Backset with springlatch	2 1/4" X 1 1/8"	Radius	1/2"
Q630-266	2 3/4" Backset with springlatch, non-restoring	2 1/4" X 1 1/8"	Square	1/2"
Q630-268	2 3/4" Backset with springlatch, non-restoring	2 1/4" X 1 1/8"	Radius	1/2"
Q630-267	2 3/8" Backset with springlatch, non-restoring	2 1/4" X 1 1/8"	Square	1/2"
Q630-269	2 3/8" Backset with springlatch, non-restoring	2 1/4" X 1 1/8"	Radius	1/2"

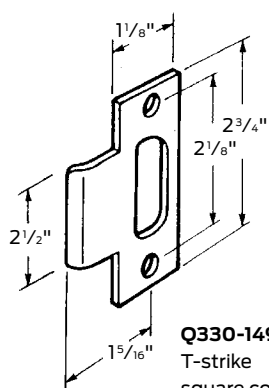
Note: All latches are UL listed and conform to both beveled and non-beveled doors.

Bolded deadlatches come standard with all keyed functions and bolded springlatches comes standard with all non-keyed functions.

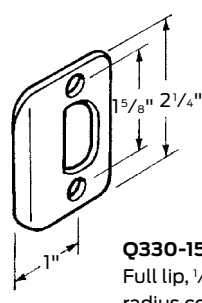
Strikes



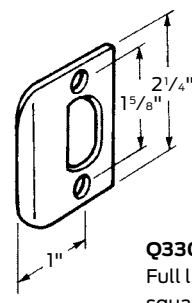
Q330-148
ANSI prep
A115.2



Q330-149
T-strike
square corner



Q330-150
Full lip, 1/4"
radius corner



Q330-151
Full lip,
square corner

Other accessories

Faceplates

Catalog number	Description
Q630-279	Faceplate, dead latch, round corner
Q630-278	Faceplate, dead latch, square corner
Q630-277	Faceplate, spring latch, round corner
Q630-276	Faceplate, spring latch, square corner

Screw packs

Catalog number	Description
Q630-254	Screw pack, standard
Q330-399	Screw pack, dummy

Competitive cross-reference

ANSI	Function	Falcon	Hager	Stanley Commercial	Yale	PDQ	Cal Royal	Arrow
		K Series	3400 Series	QCL 100 Series	4700LN Series	GT Series	Calypso Series	QL Series
F75	Passage lock	K101	3410	QCL130	4701LN	GT126	CAL30	QL01
F76	Privacy lock	K301	3440	QCL140	4702LN	GT176	CAL20	QL02/72
F82	Entry lock	K501	3450	-	4704LN	GT182	-	-
F109	Entry/office lock	K511	3453	QCL150	4707LN	GT116	CAL00	QL11/81
F84	Classroom lock	K561	3470	QCL160	4708LN	GT148	CAL03	QL17/87
F90	Corridor lock	K571	3473	QCL154	4722LN	GT165	CAL101	QL19/89
F86	Storeroom lock	K581	3480	QCL170	4705LN	GT115	CAL05	QL12/82
	Single dummy trim	K12	3417	QCL120	4755LN	GT211	CAL40	QL08

How to order

Two simple ways to place your Falcon K Series order!

ProExpress™

Product available: August 2015
E-Mail: Order.Pro.Express@allegion.com
Fax: 1.800.924.3551

Note: ProExpress offers a limited amount of Falcon K Series configurations. Please consult the ProExpress price book for details.

Standard Falcon order

Product available: Fourth quarter 2015
E-Mail: Order_Entry_Schlage_Commercial@allegion.com
Fax: 1.800.452.0665

Note: The entire Falcon K Series offering will be available via a standard Falcon order in Fourth quarter 2015. Please consult the Falcon price book for details.

Order example

Line item	Qty	Product	Design	Finish	Latch	Strike	Door thickness
1	10	K511PD	DAN	626			

Note: Only specify latch, strike and door thickness if item is not standard

Warranty

The Falcon K Series lock has a limited 10 year warranty.
Please reference www.us.allegion.com for Falcon product warranty details.

About Allegion

Allegion (NYSE: ALLE) is a global pioneer in safety and security, with leading brands like CISA®, Interflex®, LCN®, Schlage® and Von Duprin®. Focusing on security around the door and adjacent areas, Allegion produces a range of solutions for homes, businesses, schools and other institutions. Allegion is a \$2 billion company, with products sold in almost 130 countries.

For more, visit www.allegion.com

aptiQ ■ LCN ■ **SCHLAGE** ■ STEELCRAFT ■ VON DUPRIN