


STANLEY[®]
Security Solutions




T SERIES

TUBULAR DEADBOLTS



DEADBOLT FEATURES

1. No exposed mounting screws standard on 82T/83T double cylinder M function only (available as an option on 82T/83T K, L, and S function)
2. Full 1" stainless steel throw deadbolt
3. Free-turning, wrench-resistant, tapered cylinder ring
4. **82T/83T**-solid extruded brass or bronze cylinder
72T/73T-solid cast zinc with brass or bronze shell
5. Stainless steel for strength and corrosion resistance
6. Simple installation; self-aligning and reversible strike
7. May be keyed into existing BEST® masterkeyed system
8. The original interchangeable core permits instant, economical rekeying
9. ADA turn lever
10. Deadbolt UL listed for use as auxiliary lock type on 3 hr. fire doors (GWXT). These locks also carry the C-UL mark which is officially accepted in all of Canada, indicating compliance with appropriate Canadian standards and codes.



83T Deadbolt

Products protected by one or more of the following patents:

4,301,667 D290,085 4,843,852 5,590,555 5,794,472

Other Patents Pending



SPECIFICATIONS

Backset: 72T/82T– 2 3/8", 73T/83T– 2 3/4"

Cylinders:

82T/83T– ANSI A156.36-2010 Auxiliary Locks, **Grade 1 Operational, BHMA, Strength and Security** with drill-resistant core (1CD/1CDP:1CDB/1CDF/1CDM/1CDX)

72T/73T– ANSI A156.36-2010 Auxiliary Locks, **Grade 2 Operational, BHMA, Strength and Security** with drill-resistant core (1CD/1CDP:1CDB/1CDF/1CDM/1CDX)

Deadbolt: 72T/73T– 1" throw, 5/8" x 7/8" bolt. Brass nickel plated, with concealed hardened steel free-turning pin. Housing fits 1" bore.

82T/83T– 1" throw, 5/8" x 7/8" solid stainless steel bolt. Housing fits 1" bore.

Door thickness: Fits 1 3/4" doors (standard)

72T/73T: fits doors - from 1 3/8" to 2 1/8"

82T/83T: fits doors - from 1 3/8" to 3". Specify if other than 1 3/4"

Faceplate: brass or bronze base material.

72T/82T – 1" x 2 1/4", **73T/83T** – 1 1/8" x 2 1/4"

Finishes:

72T/73T: 612 – satin bronze, 626 – satin chromium,

82T/83T: 605 – bright brass, 606 – satin brass,

611 – bright bronze, 612 – satin bronze,

613 – dark oxidized satin, 625 – bright chromium,

626 – satin chromium

Strikes:

8TSTK – rectangular 1 1/8" x 2 3/4" (ANSI A156.36-2010)

8TS1 – curved lip 1 1/4" x 4 7/8" (ANSI A156.36-2010)

8TS4 – curved lip 1 1/8" x 2 3/4" (ANSI A156.36-2010)

8TS5 – high security rectangular 1 1/4" x 4 7/8" (ANSI A156.36-2010)

Trim: wrought brass or bronze cylinder rose or turn lever rose, 2 3/4" dia. to cover 2 1/8" bore. Machined brass or bronze cylinder ring.

STRIKES



8TSTK Standard Strike

Dimensions– 1 1/8" x 2 3/4"
(Supplied with box and screws)

To order with unit– STK

To order without unit– 8TSTK and finish



8TS4 Strike

Dimensions– 1 1/8" x 2 3/4"
with curved lip. (Supplied with box and screws).

To order with unit– S4

To order without unit– 8TS4 and finish.



8TS1 Strike

Dimensions– 1 1/4" x 4 7/8"
(ANSI 115.1) (Supplied with box and screws).

To order with unit– S1

To order without unit– 8TS1 and finish.



8TS5 High Security Strike

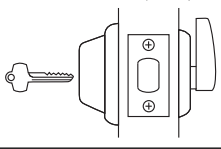
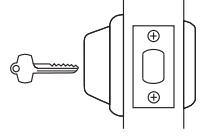
Dimensions– 1 1/4" x 4 7/8"
(Supplied with box and long screws).

To order with unit– S5

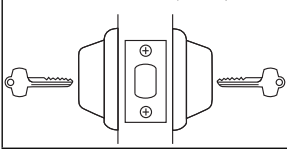
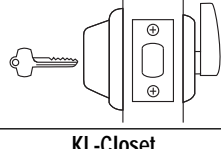
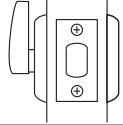
To order without unit– 8TS5 and 630 finish ONLY.



FUNCTIONS

Function & Diag. ANSI (Fed. No.)	Deadbolt Operated by
K-Turnknob E2151, E2152 (181K) 	<ul style="list-style-type: none"> Turning the key in the outside cylinder Turning the inside turn lever.
L-One-Way Deadbolt E2161, E2162 (181L) 	Turning the key in the outside cylinder; the inside cylinder is blank

***ATTENTION:** Locksets that secure both sides of the door are controlled by building codes and the Life Safety Code. In an emergency exit situation, failure to quickly unlock the deadbolt could be hazardous or even fatal.

Function & Diag. ANSI (Fed. No.)	Deadbolt Operated by
*M-Double-Cylinder E2141, E2142 (181M) 	<ul style="list-style-type: none"> Turning the key in the inside or outside cylinder. The inside mounting screws are concealed.
L-One-Way Deadbolt E2161, E2162 (181L) 	<ul style="list-style-type: none"> Turning the key in the outside cylinder Turning the inside turn lever only retracts the deadbolt (available ONLY in 82T/83T) <p>NOTE: Can't throw the deadbolt.</p>
KL-Closet (available ONLY in 82T/83T) 	Turning the turn lever only.

82T/83T TUBE ASSEMBLIES

82TDB Deadbolt Tube Assembly

Bolt throw – 1"

Backset – 2 3/8"

Faceplate – brass or bronze, 1" x 2 1/4", self-adjusting and reversible for either door hand.

Tube – steel, fits 1" diameter bore

To order without trim: 82TDB and finish



82TDB

83TDB Deadbolt Tube Assembly

Bolt throw – 1"

Backset – 2 3/4"

Faceplate – brass or bronze, 1 1/8" x 2 1/4", self-adjusting and reversible for either door hand.

Tube – steel, fits 1" diameter bore.

To order without trim: 83TDB and finish



83TDB

82TD5 Drive-in Bolt Tube Assembly

Bolt throw – 1"

Backset – 2 3/8"

Faceplate – brass or bronze, circular

Tube – steel, fits 1" diameter bore

To order without trim: 82TD5 and finish



82TD5

83TD5 Drive-in Bolt Tube Assembly

Bolt throw – 1"

Backset – 2 3/4"

Faceplate – brass or bronze, circular.

Tube – steel, fits 1" diameter bore.

To order without trim: 83TD5 and 626 finish



83TD5

HOW TO ORDER

83T	7	K	STK	606	**
Backset	Core Housing	Function Code	Strike	Standard Finishes	Options
72T – 2 3/8" 73T – 2 3/4" 82T – 2 3/8" 83T – 2 3/4"	7 – 7 pin housing accepts all Best cores	see above	STK – standard deadbolt 82T/83T only S1 – high security S4 – curved lip S5 – high security deadbolt (630 finish only)	72T/73T: 612 626 82T/83T: 605 606 611 612 613 625 626 690	CS – concealed screws (82T/83T only) D5 – drive-in bolt (82T/83T only) LL – lead lined (83T only) NF – narrow face 1" (std. 82T)SH – security head screws (82T/83T only) WF – wide face 1 1/8" (std. 83T) Door thickness – specify if other than 1 3/4" 82T/83T only)

**Must specify key mark and number of keys or designate L/C for less core.

SERVICE EQUIPMENT

KD304A Boring Jig Kit

The KD304A jig kit is made for boring cut-outs in wooden doors for Fed. Spec. 160 and 161 series cylindrical/tubular locksets, doors 1 3/8" to 2 1/4" thick. The KD304A kit includes the boring jig (to drill wood doors for 2 3/8", 2 3/4", 3 3/4", and 5" backsets), a quick-release adaptor for 3/8" drill chuck, a 2 1/8" bit, and a 1" diameter x 9" bit.

The following kit items can also be purchased separately.

KD309 – 2 1/8" bit

KD318 – 1" dia. x 9" bit

KD319 – 3/8", quick release adaptor

To order complete kits specify: **KD304A Kit**



KD304A parts



KD304A with case

KD312 and KD315 Face Plate Marking Chisel

KD325 Strike Plate Location Pin

The KD315 face plate marking chisel (which locates the mortising for the face plate) and the KD325 strike locating pin (which centers the strike for proper installation) and is used for Fed. Spec. 161 cylindrical lockset, (1 1/8" x 2 1/4"), and BEST® series 82T & 83T tubular locks. The KD312 face plate marking chisel is available for Fed. Spec. 160 (1" x 2 1/4") preparation.

To order specify:

KD312– face plate marking chisel 1" (160)

KD315– face plate marking chisel 1 1/8" (161)

KD325– strike plate locating pin



KD315
(Fed. Spec. 161)



KD325

CORMAX™ PATENTED KEYING SYSTEM

BEST® CORMAX™ is the premier patented keying system offered by Stanley Security Solutions. CORMAX will meet your needs for security, key control, and convenience. A simple solution with no compromising allowed.

CORMAX is the upgrade path for existing BEST Standard, Premium, and MX8 customers; and it is an essential element of non-residential access control as security administrators strive to eliminate the unauthorized duplication of keys.

CORMAX offers the following features and benefits:

- A long-term US utility patent that guarantees the extended useful life of the system through 2027.
- A second, independent locking mechanism that utilizes a patented set of built-in side pins to provide higher security.
- Several levels of geographical exclusivity, including national exclusivity, are available via the patented side pin feature.
- CORMAX cores and keys are available exclusively through Stanley sales offices. Key blanks are only sold to individuals authorized by the customer to ensure key blanks do not end up in the possession of unauthorized personnel either inside or outside the customer's facility.
- CORMAX cores are certified to meet the security, safety, and reliability requirements of BHMA A156.5 Grade 1.
- Picking and drilling resistance options are available if higher levels of security are desired.
- Complete factory masterkeying service offered, and at no charge with purchase of BEST locksets and PHI exit devices.
- Keyways are organized in families of four keyways each, with double-milled and quad-milled key levels to facilitate the design of masterkey systems in multi-building campuses.
- BEST CORMAX cores are compatible with all existing BEST interchangeable core housings, eliminating the need for new or modified locksets.



CORMAX™
Patented Keying System

STANLEY
Security Solutions

Stanley Security Solutions, Inc.

6161 E. 75th Street Indianapolis, Indiana 46250

© 2013 Stanley Security Solutions, Inc. • www.stanleysecuritysolutions.com

10M 113
BAS014